AUGLAIZE COUNTY
COMMON PLEAS COURT
FILED
2018 SEP 14 PM 4:03
JEAN MECKSTROTH
CLERK OF COURTS

In the Court of Common Pleas of Auglaize County, Ohio

Civil Division

Paul Mastonardi

Plaintiff,

Case No. 2017-CV-0144

-vs-

Luis Chibante, *et al.*,

Defendants.

PROOF OF CLAIM

With Supporting Documents Attached

COURT'S
CLAIM 50
IDENTIFICATION/EVIDENCE
EXT. #
DATE:

INDEX

INDEX

Tab 1	Proof of Claim
Tab 2	Contracts
Tab 3	Account Summary
Tab 4	Invoices
Tab 5	Payments

All Proof of Claim Forms MUST be FILED by September 18, 2018. Failure to timely file this form with supporting documents will result in a waiver of your right to file a claim. Objections must be filed by October 2, 2018. All claims will come before the court for hearing on October 29, 2018, at 9:00 a.m. at the court.

In the Court of Common Pleas of Auglaize County, Ohio
Civil Division

Paul Mastronardi, Plaintiff, -vs- Luis Chibante, *et al.*, Defendants.	Case No. 2017-CV-144 **PROOF OF CLAIM** *With Supporting Documents Attached*

This form is for making a claim for payment from entities that have been dissolved and the affairs of which are being wound up pursuant to a lawsuit filed in this case. The entities that have been dissolved and no longer exist, but whose affairs are being wound up, are:

Golden Fresh Farms Holdings, Inc., an Ohio corporation, and
Golden Fresh Farms Enterprises, L.P., an Ohio limited partnership.

*Filers **must** attach copies of any documents that support the claim, such as promissory notes, leases, purchase orders, invoices, itemized statements of accounts (including the account history showing all invoices and payments since the account's inception), contracts, judgments, mortgages and security agreements. **Do not attach original documents;** the copies you attach may be destroyed after scanning. If the documents are not available, attach an explanation in detail.

Distribution of the assets of the entities will be a final distribution, after determination of the validity of all secured and unsecured claims.

1. **(a) Who is the current creditor?** Thermo Energy Systems Inc.
(Legal Name of the current claimant/creditor (the person or entity to be paid for this claim)

Other names the creditor used with the Golden Fresh entities _____

(b) Has this claim been acquired from someone else? (NO) ___ YES If yes, from whom? _____ (Attach documents of assignment)

2. **Where should notices to this claimant/creditor be sent?** (List address.)
2035 Spinks Drive
Kingsville, Ontario
N9Y 2E5

3. **Where should payments to this claimant/creditor be sent?** (List address.)
2035 Spinks Drive
Kingsville, Ontario
N9Y 2E5

4. **Does this claim amend one already filed?** (NO) ___ YES If yes, date filed: __/__/____

5. **Do you know if anyone else has filed a proof of claim for this claim?** (NO) ___ YES If yes, who? _____

6. **Do you have a number you use to identify the Golden Fresh entity?** (NO) ___ YES– Last 4 digits of account number you use: ___ ___ ___ ___

Initial each page KC

All Proof of Claim Forms MUST be FILED by September 18, 2018. Failure to timely file this form with supporting documents will result in a waiver of your right to file a claim. Objections must be filed by October 2, 2018. All claims will come before the court for hearing on October 29, 2018, at 9:00 a.m. at the court.

7. **How much did the entities owe you on September 29, 2017?** $ 793,551.55

8. **What is the total value of everything you provided to the entities after September 29, 2017?** $ 153,984.44

9. **How much were you paid by the entities after September 29, 2017?** $ 0

10. **What is the difference between the amounts in Line 8 and Line 9?** $ 153,984.44

11. **How much is the claim?** $ *947,535.99 (Should equal Line 7 plus Line 10. If not, please explain.)
Does this amount include interest or other charges? ___(NO)___YES *If so, attach statement itemizing interest, fees, expenses or other charges, and explaining the basis for the interest or other charges to this page, and initial each page.*

12. **What is the basis of the claim?** Examples: goods sold, money loaned, services performed, lease, etc.
goods sold & services performed
Attach copies of all supporting documents (as listed on page 1) and initial each page submitted.*

13. **Is all or part of the claim secured?** ___(NO)___YES, the claim is secured by a lien on property, as follows:

___ Real estate. If the claim is secured by a lien on real estate, attach a copy of the mortgage, certificate of judgment, or other lien documents showing date perfected; also attach prior payment history showing all payments you received from the Golden Fresh entity, which Golden Fresh entity your claim is against, and showing how all payments you have received were applied to principal, to interest, to fees or otherwise.

___ Motor Vehicle. If the claim is secured by a lien on a motor vehicle(s), attach a copy of the memorandum of title and all documents supporting the lien validity and the date it was perfected; also attach prior payment history showing all payments you received from the Golden Fresh entity, which Golden Fresh entity your claim is against, and showing how all payments you have received were applied to principal, to interest, to fees or otherwise.

___ Other. Describe property encumbered by your lien: [Use additional pages if necessary.) _____

Attach a copy of security agreement and filed financing statement; also attach prior payment history showing all payments you received from the Golden Fresh entity, which Golden Fresh entity your claim is against, and showing how all payments you have received were applied (principal, interest, fees orother.)

Value of the property securing the debt: $_____

Amount of the claim that is secured:* $_____ *(Should not exceed the value of the property securing the debt.)

Amount of the claim that is unsecured: $_____
(The sum of the secured and unsecured amounts should match the amount of the claim in item 7, above.)

14. **Is this claim subject to a right of setoff?** ___(NO)___YES. Identify the property._____

Initial each page KC

All Proof of Claim Forms MUST be FILED by September 18, 2018. Failure to timely file this form with supporting documents will result in a waiver of your right to file a claim. Objections must be filed by October 2, 2018. All claims will come before the court for hearing on October 29, 2018, at 9:00 a.m. at the court.

15. Is any of this claim for attorney fees? ___(NO)___YES. If so, explain why you are entitled to attorney fees, and attach a complete listing of all hours and all charges showing with specificity the work performed identified on the invoice sufficient to support your claim. _____

_____

Use extra pages if needed to support your claim or any of your answers in this proof of claim form.

Note—The Receiver or any interested person may timely challenge whether a claim is valid, whether the security interest is valid and enforceable, the priority of any secured claim, whether a claim is an administrative claim, and whether the fees, expenses and charges listed are required to be paid, or other pertinent issues, by filing an objection to any claim filed.

Time for Filing. A proof of claim shall be deemed timely if it is filed with supporting documents not later than 4:30 p.m. on September 18, 2018. All claims filed are open for inspection by the public and all interested parties at the Clerk of Court's office during normal business hours. Objections shall be deemed timely if filed not later than 4:30 p.m. on October 2, 2018.

The person completing this form must sign and date it, initial each page attached to it, and it must be filed with the Auglaize County Clerk of Courts, Auglaize County Courthouse, 201 South Willipie Street, Room 043, P.O. Box 409, Wapakoneta, OH 45895, whose hours are: Monday thru Friday, 8 a.m. until 4:30 p.m. A proof of claim is deemed filed only when received and file-stamped by the Clerk.

A person who submits a fraudulent claim may be subject to prosecution for such fraud or attempt under the appropriate criminal code sections. Such person may also be subject to punishment for contempt of court of up to 10 days in jail and up to $500 fine, or both.

I hereby certify that the undersigned is the:

___(creditor;)___creditor's attorney; ___creditor's authorized agent; (check one)

and I understand that my signature on this Proof of Claim serves as an acknowledgment that when calculating the amount of the claim, the creditor gave the debtor credit for any payments received toward the debt. I certify that I have examined the information in this Proof of Claim and attachments and have a reasonable belief that the information is true and correct.

I declare under penalty of perjury that the foregoing is true and correct, at Kingsville Ontario Canada, this 4th day of September, 2018.

(X) Karen Collard *(Signature is mandatory)*

Print the name of the person who is completing and signing this claim:

Full Name: Karen Collard. Title: Bookkeeper

Company: Thermo Energy Systems Inc.

Address: 2035 Spinks Drive
Kingsville Ontario Canada N9Y 2E5

Contact Phone: (519) 322-0388 Email admin@thermoenergy.ca

Initial each page KC



Thermo Energy Systems Inc. 2035 Spinks Drive, Kingsville, Ontario, N9Y2E5, Phone: (519)-322-0388, Fax: (519)-322-0389

ThermoEnergy
SYSTEMS INC.

Contract Number	:	**SO1813-Q1624-4**
Contract Prepared for	:	**Golden Fresh Farms**
Date	:	**April 21 2016**
Project Outline	:	**Phase 1 Greenhouse.**

ThermoEnergy SYSTEMS INC

Table of Constance

Greenhouse Design Standards	Page	3
Greenhouse Roof System	Page	5
Greenhouse Structure	Page	6
Greenhouse Ventilation	Page	9
Greenhouse Horizontal Screen System	Page	13
Greenhouse Vertical Screen System	Page	16
Greenhouse Overhead / Man doors	Page	18
Irrigation Area Structure	Page	19
Irrigation area Roof System	Page	20
Irrigation Area Overhead / Man doors	Page	21
Irrigation Area Loading Docks	Page	22
Warehouse	Page	24
Warehouse Overhead / Man doors	Page	25
Warehouse Loading Docks	Page	26
Bunk House	Page	27
Bunk House Doors / Windows	Page	28
Heating System	Page	29
Hot Water Storage Tank	Page	31
Boilers	Page	32
Burners	Page	35
Light Oil Back up System	Page	36
Boiler Plumbing	Page	37
Water Treatment Chemicals	Page	38
Co2 System	Page	39
Growing Area Distribution System	Page	40
Irrigation System	Page	41
Drain water Collection and Recycling	Page	42
Irrigation Silos	Page	43
Irrigation Injectors	Page	45
Prva Vialux UZ Sterilizer	Page	46
Circulation Fans	Page	47
Ground Cover / Crop Wire	Page	48
Grow Gutter System	Page	50
Harvesting Equipment	Page	51
Sanitizing Equipment	Page	52
Leveling / Storm Water Management	Page	59
Drive way / Parking lot	Page	60
Electrical	Page	64
Artificial Lighting System	Page	68
Backup Generator	Page	66
Budgetary Allowances	Page	67
Automatic Roof Washer	Page	68
General Notes	Page	69
Pricing	Page	70
Agreement between Buyer and Seller	Page	76
Terms and Conditions	Page	77

SO1813-Q1624-4 April 21 2016

Initials, Seller HF, Buyer

ThermoEnergy SYSTEMS INC.

Greenhouse Design Standards

Metals (structural steel):

A) CSA S16-09 Shall be the basis of the design of all structural steel.
B) All Structural steel to conform to the requirments of CSA standards G40.21, Grade A500C
C) All miscellaneous steel plates shall conform to the requirements of ASTM A36.
D) All field bolted connections shall conform to ASTM Standard A325 or high tensile bolts.
E) All welding to conform to CSA W59-2003 and shall develop the full strength of members where loads are not shown. Used E4918 electrodes.
F) All structural steel shall be hot dipped galvanized.
G) Verify all dimension and filed conditions before fabrications. Should field conditions cary from design drawings, the consultant shall e notified
H) Erector to provide all necessary temorary bracing as required for alignment, wind load, and erection stresses.

General Requirements:

Ontario Building Code and National Farm Building Code of Canada, shall be the basis for the design and construction of the structure.

Metals: - Structural Steel

CSA S16 and CSA S136 shall be the basis of the design of all structural steel.
All structural steel to conform to the requirements of CSA standard G40.21 and ASTM A36.
All welding to conform to CSA W59
All structural steel shall be hot dipped galvanized.

Building Loading:

Dead Load	5 psf
Live (snow) Load	15 psf (uniformly distributed)
Wind Load- Reference velocity pressure q =	7.3psf (O.B.C 4.1.7.1, Table 1.2, q (1/10)=.35kPa
Crop Load	5 psf Peppers/Tomatoes
Glass Load	3 psf

ThermoEnergy SYSTEMS INC.

Technical Description of Galvanized Steel Construction:

Gable wall Anchor Post	: Rect. Profile 8" x 4" x (.188" wall)
Gable wall Columns	: Rect. Profile 8" x 4" x (.188" wall)
Gable wall Tube Bracing	: Rect. 2" x 3" (14 ga. wall)
Gable wall Bottom mounting Plate	: ¼" Mild Steel
Gable wall Bottom gutter Mounting	: ¼" Mild Steel
Gable wall purlin	: Formed 2" x 3.25" (12 ga. wall)
Crop Rod	: Round ø3/4" Re enforcement rod
Washer Beam mounting	: Plt .25" x 3.5" x 6" (one end of greenhouse only)

The gable wall assemblies are manufactured to receive the purlins, tube bracing, gutters, crop rods, screen system, gutter heat, washer beam mounts, vent brackets, vent shafts along with all respective hardware and fasteners.

Side wall/Inner Anchor Post	: Sq. Profile 4" x 4" x (.188" wall)
Side wall/Inner Columns	: Sq. Profile 4" x 4" x (.188" wall)
Side wall/Inner Bracing Column	: Sq. Profile 4" x 4" x (.188" wall)
Side wall/Inner bottom Mounting plate	: ¼" Mild Steel
Side wall/Inner Gutter Mounting plate	: ¼" Mild Steel
Side wall/Inner Column Top	: Rect. Profile 2" x 4" (.125" wall)
Side wall Tube Bracing	: Rect. Profile 1.5" x 1.5" (14 ga. wall)
Side wall purlin	: Roll Formed 2" x 3.25" (12 ga. wall)
Side wall "X" bracing	: Round ø3/8" / 3/8" x 6" Lg. Turnbuckles
Inner Column "X" bracing	: Round ø3/8" / 3/8" x 6" Lg. Turnbuckles

The side wall assemblies are manufactured to receive the purlins, tube bracing, "X" bracing(where req'd), gutters, trusses, gutter heat, vent push pull system along with all respective hardware and fastener.

Greenhouse Truss Assembly 20"h x 330.22" Lg (8.54M):

Upper Chord	: Rect. Profile 2" x 1" x (.125" wall)
Truss Web	: Round 1/2" x 5/8" (Tension and Compression)
Formed Mounting Plates	: Profile. 1.75" x 2.38" x (.188" plt.)

All steel structure is designed to fit together with the ventilation and roof system described in the quotation.
All steel components will be stamped by Ontario licensed structural engineer.

ThermoEnergy SYSTEMS INC.

Greenhouse Roof System

Design Data

Standard	: EN 13031, Ref. 15 Years.
Temperature below roof	: $T_{greenhouse}$ >12°C,
Material	: EN AW-6063 T66 Aluminium

Loadings Safety factors Calc. (γ) Use (γ')

Point load	: 350 N Point load 1,200 1,000
Dead load	: 118 N/m2 Dead load 1,200 1,000
Snow load	: 450 N/m2 Snow 1,200 1,000
Wind load	: 663 N/m2 Wind 1,200 1,000
Crop load	: 200 N/m2 Crop 1,200 1,000
Crop load winter	: 100 N/m2
Crop wires	: Position under gutter 2000 mm, minimum sag 250 mm.
Screen system	: Pull wire system (Calculated acc. to BRL 2007 method).
Screen operation	: Screen system open in case of snowfall.

Slip force Mechanism wire Support wire Support wire
(Plastic) (Steel)

1st screen top edge	: 26 x 60 N 1,0 x 1000 N 15x 150 N 1,0 x 0 N
2nd screen bottom edge	: 26 x 60 N 1,0 x 1000 N 15x 150 N 1,0 x 0 N
Moveable heating system	: None
Irrigation tube	: None
Cyclic light	: None
Assimilation lighting	: None
Weight Roof cleaner	: 600 kg (incl. filed hose reel), according to TNO report 02366.
Wheelbase	: 1750 mm / Dist. over 4 wheels & 2 gutters.
Requirements wheel	: Width = VWL 18 mm / Diameter > 420mm / Rubber > 65 shore A

According to 2014 TNO Report R10342.

ThermoEnergy SYSTEMS INC

Greenhouse Structure

Technical Data

Area	: 77,062 m² (19.04 Acres,7.70 ha)
Bays	: 43 bays @ 8.54 meters.
Sections	: 41 sections @ 5.00 meters
	: 2 sections @ 2.5 meters
Type	: 4.27 meter Venlo on 8.54 meter truss span
Roof Slope	: approx. 22.7°
Roof Gutters	: Aluminum
Gutter outlet	: 2 Sided column discharge.
Column height	: 6.9 meter on 0.60 meter (7.5 meter Ground to gutter)
Knee Wall	: SM board 22"(11" below, 11" above grade)
Covering roof	: Henan YuHua Prismatic-Matt Diffused glass with No anti reflective coatings.
Haze Factor	: 70+/- 5
Covering North Wall	: 4mm Clear Glass
Covering East Wall	: 4mm Clear Glass
Covering West Wall	: 4mm Clear Glass
Covering South Wall	: 4mm Clear Glass
Partition walls	: None.
Partition wall covering	: None.
Connector	: None.
Washroom	: 2x single person washrooms.

Concrete

Foundations holes (for anchor posts)	: 25 MPa Size as per engineered specifications (Calculation used for quotation 48" x 24")
Center Walkway	: 25MPa 6" thick with 6" compacted stone base and wire mesh
Corridor	: 25MPa 6" thick with 6" compacted stone base and wire mesh

- All Corners will be flashed with aluminum.
- Concrete walkway will be saw cut.

ThermoEnergy SYSTEMS INC.

BOAL Venlo Style Aluminum Gutters, Roof & Wall Glazing Bars

Lumenex® suitable for 4 mm glass

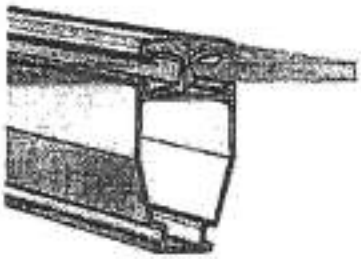

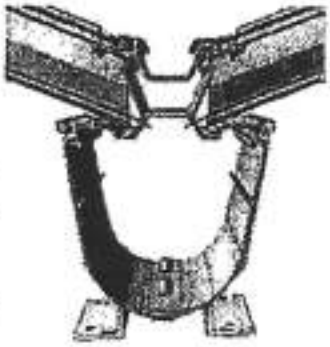

Gutters	**: VWL-H (Narrow Gutter)**	
Gutters middle sections	: B50731, Console: L = 120 mm	
Gutter end section	: B50731, Console: L = 120 mm	
2nd gutter	: B50731, Console: L = 120 mm	
2nd gutter end section	: B50731, Console: L = 120 mm	
Discharge	: 2 sided	
Silicone for gutter connections	: Included	
Condensation drain	: Combined with drainage	
Condensation gutters	: None	
Roof		
Roof angle	: 21.6 degrees	
Ridge	: B50343	
Roof bar/ridge/roof bar fixation	: Moment fixed connection	
Roof bar	: 50x23 mm, double PVC	
Middle sections	: B50707, c.t.c.	: 1250 mm
2nd peak side wall	: B50707, c.t.c.	: 1250 mm
1st peak side wall	: B50707, c.t.c.	: 625 mm
1st end wall section	: B50707, c.t.c.	: 625 mm
2nd end wall section	: B50707, c.t.c.	: 1250 mm
Corner section	: B50707, c.t.c.	: 312 mm
Roof bar gutter clip	: Prefab per roof bar	
Roof bar ridge clip	: Every roof bar set in end wall sections and one per section in the other sections	

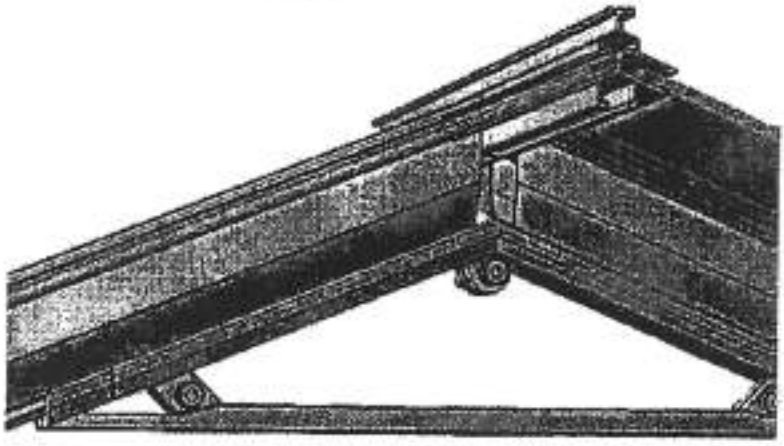

ThermoEnergy SYSTEMS INC.

Gable and side wall suitable for 4 mm glass

End gable	H= 7.00 m	: 4.267 m
Side wall	H= 7.00 m	: 5.00 m
C.t.c. Gable bar end wall		: Maximum 711 mm (c.t.c. 355 mm in the corners)
C.t.c. Gable bar side wall		: Maximum 714 mm (c.t.c. 357 mm in the corners)
Foundation profile		: B50758
Roof end bar		: B50467
Gutter edge		: B50175
Gable bar		: B50498, covered with PVC strip
Piling up profile		: B50911
Gable ventilation		: None
Miscellaneous		: Connection materials, bolts and nuts

ThermoEnergy SYSTEMS INC.

Greenhouse Ventilation System

Middle sections	: 3-pane 1250 x 1200 mm.
Side & end wall sections	: 6-pane 625 x 1200 mm.
End section window	: 2-pane 625 x 1200 mm.

Ventilation zones

Zone 1	(11)	8.54meter bays x (20) 5.00meter sections
Zone 2	(11)	8.54meter bays x (21) 5.00meter sections
Zone 3	(11)	8.54meter bays x (20) 5.00meter sections
Zone 4	(11)	8.54meter bays x (21) 5.00meter sections
Zone 5	(11)	8.54meter bays x (20) 5.00meter sections
Zone 6	(11)	8.54meter bays x (21) 5.00meter sections
Zone 7	(10)	8.54meter bays x (20) 5.00meter sections
Zone 8	(10)	8.54meter bays x (21) 5.00meter sections

The roof windows will be mounted alternate at each side of the ridge.
The system consists of aluminum push rods to be mounted on top of the trellis by means of 3pcs. Rail bracket and galvanized push pull tubes through the columns. The roof vents will be installed on both sides of the ridge and can be opened to an angle of 43.2°
The operation of the vents will take place by means of Ridder Tooth Racks and Ridder Drive System

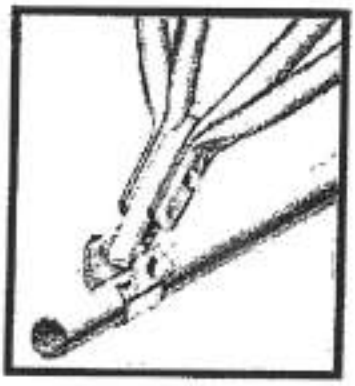

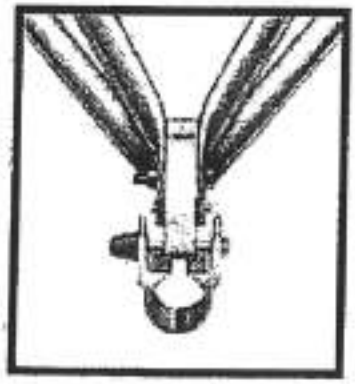

ThermoEnergy SYSTEMS INC.

Stabimaxe ventilation mechanism

The ventilation mechanism in this project is fitted with the innovative Stabimaxe system.
The Stabimaxe system is the solution for perfectly closing vents.
The system works thanks to 3 principles :



The push rods are prevented from rotating by **two connectors** (one M6 bolt and one pin connection) fixing them to the aluminium Stabimax hinge.

The clamping bracket is fixed with a **stainless steel M8 bolt**.
The hinge and the M8 bolt together form a stable hinge.

Because the push rods do not extend into the clamping bracket, the Stabimax hinge has **16 mm play** in the clamping bracket (8 mm to each side).
Thus, the hinge compensates for the inevitable construction tolerances up to a deviation of +/- 8 mm, allowing the vents to still close straight.

Valk-Pluse Push rods

The Valk-Plus e push rods offer the following advantages:

A reinforced lip means that strong forces can be withstood
Clever condensation holes prevent water accumulation and frost damage
The unique article code speeds up the assembly process and simplifies reordering




Rail brackets

The rail brackets from Van der Valk Systemen are characterised by Their balanced design. There is a choice between the clamp rail brackets, which can be mounted during assembly at any point on the truss, and universal rail brackets which are attached to the truss with a bolt through the hole. With the latest version, the location of the rail brackets must already be known when producing the trusses.

Plastic rollers with lower rolling resistance
All rail brackets are fitted with the unique plastic rollers from Van der Valk Systemen. First introduced in 1989, tens of millions of these plastic rollers are now in use. The TNO-certified plastic rollers (TNO report 358/34) have a lower rolling resistance and less wear and tear thanks to the rolling butt contacts and last for the life of the greenhouse.

Number of ventilation zones	: 8
Supplier of racks and motors	: Ridder Drive Systems
Number of motors	: 16
Type of motors	: as per design standards

ThermoEnergy SYSTEMS INC.

Specification of the materials per vent:

Vent type 1 : middle sections

Type of ventilation mechanism	: Stabimaxe
Dimensions of vents	: 3 x 1250 x 1200 mm - 4 push rods per vent
Type of locking pin	: SS click locking pin 6 x 30mm

Vent type 2 : 1st row on edges

Type of ventilation mechanism	: Stabimaxe
Dimensions of vents	: 6 x 625 x 1200 mm - 5 push rods per vent
Type of locking pin	: SS click locking pin 6 x 30mm

Vent type 3 : end vents

Type of ventilation mechanism	: Stabimaxe
Dimensions of vents	: 2 x 625 x 1200 mm - 4 push rods per vent
Type of locking pin	: SS click locking pin 6 x 30mm

ThermoEnergy SYSTEMS INC.

Greenhouse Horizontal Screen System

Horizontal Screen Cloth

- Brand : Svensson
- Top Screen : LUXOUS 1547 FR (XLS 10 Revolux)
- Bottom Screen : None

Horizontal Screen Corridor

- Fixed screen : HARMONY 5047 FR (XLS 50 Harmony Revolux)

The screen installations will be mounted on the upper and lower beam and will operate from trellis to trellis.

Mechanism : A pull wire system with aluminum screen profiles.
No. of pull wires : Per 8.54m trellis 2 stainless steel pull wires
No. of support wires : Per 4.27m peak 9 polyester wires and 1 black coated steel cable to avoid sagging. Centre to centre distance of the support wires is 400mm.
No. of top wires : Per 4.27m peak 5 polyester wires. Centre to centre distance of the top wires is 800mm.

Screen Zones

Zone 1	(11)	8.54meter bays x (20) 5.00meter sections
Zone 2	(11)	8.54meter bays x (21) 5.00meter sections
Zone 3	(11)	8.54meter bays x (20) 5.00meter sections
Zone 4	(11)	8.54meter bays x (21) 5.00meter sections
Zone 5	(11)	8.54meter bays x (20) 5.00meter sections
Zone 6	(11)	8.54meter bays x (21) 5.00meter sections
Zone 7	(10)	8.54meter bays x (20) 5.00meter sections
Zone 8	(10)	8.54meter bays x (21) 5.00meter sections



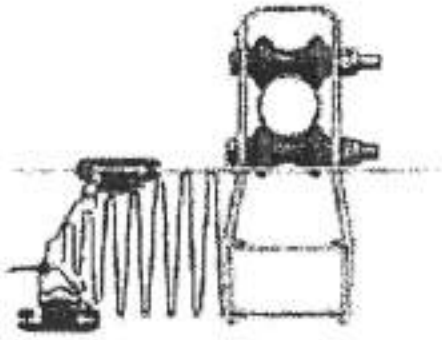

Screening Drive System

Number of Screening zones	: 8 (Single screen)
Supplier of motors	: Ridder Drive Systems
Number of motors	: 8
Type of motors	: as per final design

ThermoEnergy SYSTEMS INC.

SPECIFICATION OF MATERIALS:

Aluminum Valk Triple-Plus screen profiles 38mm, L=8534mm
including rubber closing strip 20mm with cord (is pre-mounted in the screen profiles)
Aluminum coupling strips, screen guide and overhang strips with bolts
Stainless steel shaft 6mm with plastic dilatation blocks
Plastic wire guide blocks
KLI-MAX®compact system with blank spring (slip force max. 6 kg)
KLI-MAX®compact system with red spring (slip force max. 9 kg) for side walls of each zone
Galvanized cloth weights & stainless steel cloth weight clips
Galvanized wire tensioners **with plastic cable drum for cable Ø3mm,** L=170mm incl. bolts and nuts
Stainless steel truss clips 25mm (B=26mm) and 50mm (B=26mm)
Stainless steel cloth stop fingers (only for upper screen)
Stainless steel cloth clips Triple-Plus
Stainless steel cloth pegs
Stainless steel wire rope 3mm type 7x7
Galvanized black coated steel cable 1x19 D=2.0/3.0mm
Polyester wire 2mm natural
Galvanized wire strainers
V-pulleys with open hook
Galvanized bearing plates 2" mounted with 4 ball-bearings
Reverse pulleys single and double
All the necessary galv. and stainless steel bolts, nuts and fastening materials
PVC tube 14x1 mm white L=4500mm
PVC clip-on tube 14x1 mm white L=4500mm
Galvanized tube 2" (60.3x3.65mm) L=6000mm, swaged
Galvanized screen plates (wall thickness 2mm and 3mm) L= +/- 4155mm

General Notes:

Once every year the screen installation should be checked and greased.
The material of the screen installation will be delivered in the standard factory colors.
At opened ventilation windows in combination with dense screen cloth it is better not to close the installation 100 %, but leave an opening of 10%.
During steaming the ground the screen cloth can shrink seriously. To avoid this we recommended to completely open the screen installation, so the cloth is as compact as possible in open position. During steaming any shrinking of the screen cloth does not fall under factory guarantee, when the screen is entirely or partially closed.

ThermoEnergy SYSTEMS INC.

Greenhouse Vertical Screen System

Greenhouse Vertical Screen Cloth

- Brand : Svenson
- Type : OBSCURA 10070 R FR W

Wall Screens will be split into 3 sections from ground to gutter.

Zones 1 and 3 walls will operate as one screen zone.
Zones 2 and 4 walls will operate as one screen zone.
Zones 5 and 7 walls will operate as one screen zone.
Zones 6 and 8 walls will operate as one screen zone.

Specifications of materials

Alu. roll tube 50 mm L=6400 mm
Alu. couplings for roll tube 50 mm
Spec.st. clips 50x30 mm for purlin height 50 mm
Alu. rivets
Double sided tape 19 mm

Screening Drive System

Number of Screening zones	: 4
Supplier of motors	: Ridder Drive Systems
Number of motors	: as per final design
Type of motors	: as per final design

ThermoEnergy SYSTEMS INC

Air Baffles

Qty : 344

Material : LS solarwoven

Location : 2 on either side of walkway

Includes
4.27mm complete prefabricated air baffles.
Mounting extrusions for underside of roof.
Support bracket for cable.
Steel coated wire.

ThermoEnergy SYSTEMS INC.

Greenhouse Overhead / Man doors

Qty : 1

Description

- 12" x 14' high TNR Model HDF High speed roll up door.
- Up to 46"/ second.
- Breakaway self-resetting bottom bar with wireless air wave edge.
- 40oz vinyl material in standard blue
- Full width vision panel
- 1 set thru beam photo eyes.
- Electronic operator with emergency chain hoist.
- Nema 4 enclosure.

Qty : 2

Description

- 12'-2" x 14' high foam injected insulated steel sectional overhead door
- 2" angle mounted standard lift
- Solid spring shaft
- (3) 12" x 24" thermal windows
- Perimeter weather stripping
- Electric operator.

Hollow Metal man doors

Qty : 1

Description

- 36" wide x 7" high with 24" x 36" safety glass.
- One way keyed passage set.
- Weather seal kit
- Bottom sweep.

Note

- All doors will be provided in standard colors.
- All door openings and corners will be flashed with aluminum flashing.
- All overhead doors will have concrete filled steel bollards on either side of door.

ThermoEnergy SYSTEMS INC.

Irrigation Area Structure

Technical Data

Area	: 4,800 m² (51,666 ft²)
Type	: Wide Span Greenhouse Structure
Expandable	: Yes
Roof slope	: approx. 22.7°
Roof Gutters	: Aluminum.
Gutter outlet	: Column discharge.
Condense water	: Together with the rainwater discharge.
Column height	: 6.9 meter on 0.60 meter (7.5 meter Ground to gutter)
Knee wall	: Concrete
Covering roof	: 2x 4.267 meter peaks 60mm panel
East Wall Covering	: 4mm clear tempered glass.
West Wall Covering	: 3" insulated panel (standard color)
North Wall Covering	: 25.62 meters 3" insulated panel (standard color) 12.8 meters connect to phase 1 greenhouse.
South Wall Covering	: 4mm clear tempered glass.
Partition walls	: Around silo area
Partition wall covering	: 4mm tinted tempered glass.

Concrete

Anchor posts	:25 Mpa as per drawings.
Floor	:25Mpa 6" throughout with wire mesh (10'-12' 0-3/4" stone foundation).
Knee wall	:25Mpa 10" x 32" with rebar.
Silo area	:Concrete rings approx. 18" wide x 24" deep with re enforcement bar (center of rings will be granular sand) (covering around silos will be pea gravel or customer choice equivalent stone)

- All corners will be flashed with like color flashing.
- All door openings will be flashed with like color flashing.
- All concrete flat work will be saw cut and sealed.
- All concrete flat work will be saw cut.

Initials, Seller HF Buyer

ThermoEnergy SYSTEMS INC.

Irrigation Area Roof System

SW 60 mm suitable for sandwich panels 60 mm

Gutters:	: VWL-H (Narrow Gutter)
Gutters middle sections	: B50503, console: L = 120 mm + steel beam under gutter
Gutters end sections	: B50503, console: L = 120 mm + steel beam under gutter
2nd gutter	: B50503, console: L = 120 mm + steel beam under gutter
2nd gutter end section	: B50503, console: L = 120 mm + steel beam under gutter
Discharge	: 1 side column downspout
Silicone for gutter connections	: Excluded
Condensation drain	: Combined with drainage
Ridge	: B50586
Gutter profile	: B50605
Top profile	: B50606

* Note: Thickness of the Sandwich 60 mm, plating 0.6 mm steel, 1 side smooth surface

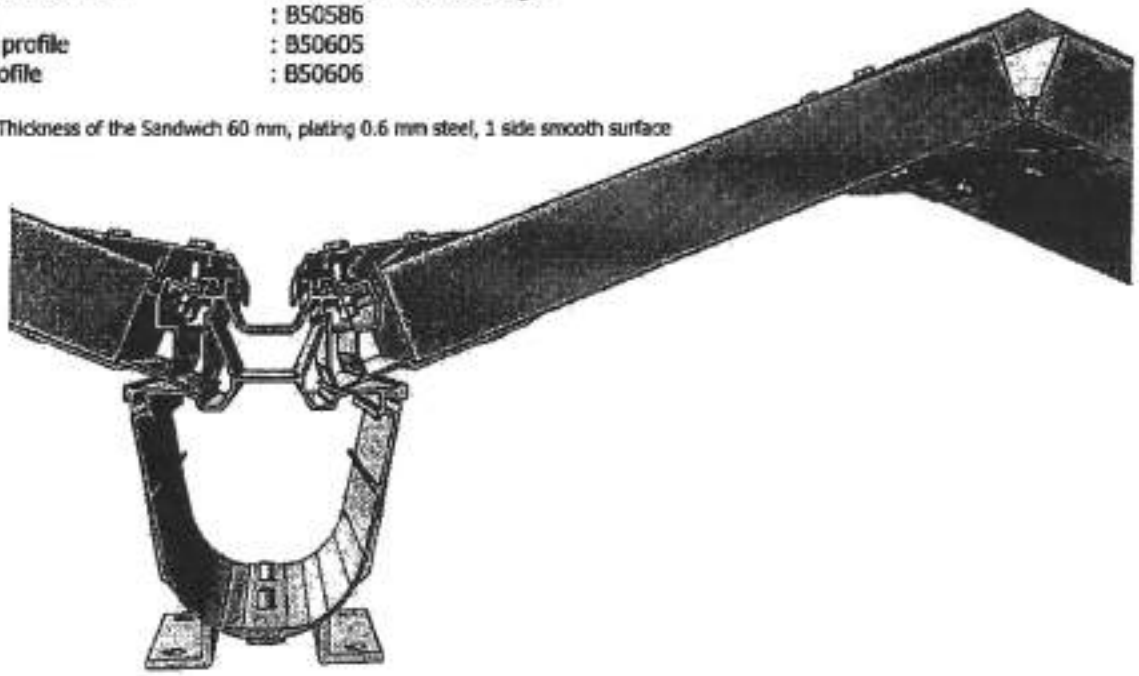

Insulated Panels

Covering	: Sandwich panel PIR filled
Type	: SAB, VL
Thickness	: 60 mm.
Outside plate	: Goosewing grey HPS plastisol
Inner plate	: RAL 9002 LL
Rc value	: 2.63 m2K/W
Ridge Finishing plate	: Plastisol Gooswing grey
Miscellaneous	: Connection materials, parkers PUR foam, Hq bounding glue.

Irrigation Area Overhead / Man doors

Qty : 1

Description

- 12'' x 14' high TNR Model HDF High speed roll up door.
- Up to 48"/ second.
- Breakaway self-resetting bottom bar with wireless air wave edge.
- 40oz vinyl material in standard blue
- Full width vision panel
- 1 set thru beam photo eyes.
- Electronic operator with emergency chain hoist.
- Nema 4 enclosure.

Qty : 3

Description

- 12'-2" x 14' high foam injected insulated steel sectional overhead door
- 2" angle mounted standard lift
- Solid spring shaft
- (3) 12" x 24" thermal windows
- Perimeter weather stripping
- Electric operator.

Qty : 2

Description

- 9'-2" x 10' high foam injected insulated steel sectional overhead door
- 2" angle mounted full vertical lift.
- Solid spring shaft
- (1) 12" x 24" thermal windows
- Perimeter weather stripping
- Electric operator.

Hollow metal man doors

Qty : 4

Description

- 30" wide x 7" high with 24" x 36" safety glass.
- (6)One way keyed passage set. (4) electronic door latches
- Weather seal kit
- Bottom sweep.

Note

- All overhead doors will have concrete filled steel bollards on either side of door.
- All doors will be provided in standard colors.
- All man doors will be keyed alike.
- All man doors will have door closers installed.

Irrigation Area Loading Docks

Dock Leveler

Qty :2
Type :Blue Giant Model HU7008-30 Hydraulic levelers

Description
- Normal 7' wide x 8' long with 16" lip
- 30,000 Lb static load
- Pour-in-place box type
- Weather seals
- Full range toe guards
- 2 standard laminated bumpers

Dock shelter

Qty :2
Type :Model 0401 Truck shelter for 9' x 10' opening

Description
- 40oz. vinyl – black
- 24" protection
- Protective steel guards
- Bottom draft seals

Warehouse

Technical Data

Area	:35,750 SF
Width	:130'
Length	:275'
Type	: Clear Span pre-engineered steel building.
Expandable	: Yes to one side
Eave height	: 28'
Finnish	: Standard Primer.
Roof Slope	: Mono slope.
Storm water discharge	: Eastrough with down spout discharging to ground.
Covering Roof	: 5" Insulated panel(standard color)
East Wall Covering	: 4" Insulated panel(standard color)
West Wall Covering	: 4" Insulated panel(standard color)
North Wall Covering	: 4" Insulated panel(standard color)
South Wall Covering	: 4" Insulated panel(standard color)
Partition Walls	: Separating boiler room
Partition Wall Covering	: 3" Insulated Panel(standard color)
Foundation	: Concrete

Concrete

Column Piers	:25 MPa Size as per engineered specifications (Calculation used for quotation 48" x 18")
Floor	:25MPa 6" thick with wire mesh (10"-12" of 0-3/4"compacted stone base).
Foundation	:25MPa 10" wide x 24" with rebar.

- All door openings and corners will be flashed with like color flashing.
- Concrete floor will be saw cut and sealed.

Warehouse Overhead / Man Doors

Qty : 1

Description

- 12'-2" x 14' high foam injected insulated steel sectional overhead door
- 2" angle mounted standard lift
- Solid spring shaft
- (3) 12" x 24" thermal windows
- Perimeter weather stripping
- Electric operator.

Qty : 1

Description

- 14' x 16' high foam injected insulated steel sectional overhead door
- 2" angle mounted standard lift
- Solid spring shaft
- (3) 12" x 24" thermal windows
- Perimeter weather stripping
- Electric operator.

Qty : 3

Description

- 9'-2" x 10' high foam injected insulated steel sectional overhead door
- 2" angle mounted full vertical lift.
- Solid spring shaft
- (1) 12" x 24" thermal windows
- Perimeter weather stripping
- Electric operator.

Hollow metal man doors

Qty : 5

Description

- 30" wide x 7" high with 24" x 36" safety glass.
- electronic door latches
- Weather seal kit
- Bottom sweep.

Note

- All overhead doors will have concrete filled steel bollards on either side of door.
- All doors will be provided in standard colors.
- All man doors will be keyed alike.
- All man doors will have door closers installed.

Warehouse Loading Docks

Dock Leveler

Qty :3
Type :Blue Giant Model HU7008-30 Hydraulic levelers

Description
- Normal 7' wide x 8' long with 16" lip
- 30,000 Lb static load
- Pour-in-place box type
- Weather seals
- Full range toe guards
- 2 standard laminated bumpers

Dock shelter

Qty :3
Type :Model 0401 Truck shelter for 9' x 10' opening

Description
- 40oz. vinyl – black
- 24" protection
- Protective steel guards
- Bottom draft seals

ThermoEnergy SYSTEMS INC.

Bunk House

Technical Data

Type greenhouse	:Pre Engineered Clear Span Steel Building
Roof slope	:2 °
Dimensions	:80' x 60'
Area	:4,800 ft²
Wall height	:14'
Walls	:4" Pre Insulated Panel
Covering roof	:6" Batted Insulation with Sheet Metal Cladding
Capacity	:Per municipal code.
Partition wall	:Block separating wall (separating units)
Number of Units	:2

Concrete

Footings and Piers	:30 Mpa as per engineered drawings
Foundation wall	:25Mpa as per engineered drawings
Floor	:25Mpa 4" throughout with

1x Washroom (per unit)

- Block Construction .
- Epoxy Coating on Floors.
- 4 x 3' showers with chrome and obscure shower doors.
- 4 x Sinks with standard plumbing fixtures.
- 3 x Stalls with Toilets.
- 2 x Urinals with adequate ventilation.
- "T" bar drop ceiling

1x Kitchen and Eating area (per unit)

- Block Construction.
- Epoxy Coating on Floors.
- Standard Kitchen cabinets and counter tops.
- Center Island with 4x double sinks.
- "T" bar drop ceiling

2 x Bed Rooms (per unit)

- Block Construction.
- Epoxy coating on floor.
- "T" bar drop ceiling

1x Laundry Room (per unit)

- Block Construction
- Epoxy coating on floors
- "T" bar drop ceiling

Heating/ Cooling/ Water

- (2) 5 tone,13 SEER, 410A air conditioner with matching evaporator coil.
- (1) NY Thermal 200,000 BTU high efficient boilers complete with intake and exhaust venting.
- (2) hot water storage tanks.
- (2) 100,000 BTU high efficient furnace complete with venting.

Electrical

- 1x 100amp 600volt feed
- 75kva transformer to 480/120/208volt
- 1x power panel in each unit
- 1x 2 zone fire alarm panel
- Feed for sewage pump
- 36 lay in 8' fixtures
- Adequate 110 volt outlets
- 8 GFI plugs
- 4 split plugs
- 4 stove plugs (per unit)
- 4 washer/ dryer plugs (per unit)
- 2 central cooling unit power feed
- 8 phone, cable prewired jacks
- 8 smoke/ heat detectors
- 2 fire alarm bells

Note

Plumbing throughout will be with copper and pex water lines.

Excludes

- Any Furniture or bedding
- Any Appliances.
- Any entertainment equipment(satellite dish, televisions)
- Any utilities to bunk house.

*** Bunk house will be built to engineered specifications***

ThermoEnergy SYSTEMS INC.

Bunk Douse Doors / Windows

Interior Door
Qty : 10

Description

- 30" wide standard metal door with no window. (standard color)
- One way keyed passage set.
- Weather seal kit
- Bottom sweep.

Front Entrance Door
Qty : 2

Description

- 30" wide standard metal door Full window
- One way keyed passage set.
- Weather seal kit
- Bottom sweep.

Rear Entrance Door with windows
Qty : 4

Description

- 30" wide standard metal door with side windows. (standard color)
- One way keyed passage set.
- Weather seal kit
- Bottom sweep.

Front Windows
Qty : 2

Description

- Standard Vinyl Windows (standard color)
- Each window will be installed in 3 sections.

Heating System

Total Heated Area: 21.04 acres

Type: Hot Water

Heating Design Parameters:

- 40°C Delta
- Inside air temp with dry roof + 20°C / Outside air temp -20°C with wind speed of 5 meters/sec.
- Supply/Return water temp tube rail heating system 90°/70°C
- Supply/Return water temp grow heating system 85°/65°C
- Temperature valid only with all pipes of the heating and all zones at full heating capacity

Heat System Consists of;

8 Zones-Tube Rail Heat

Number of bays per zone	: 5 zones @11 bays 3 zones @10 bays
Width of bay	: 8.54meters
Length of zone(s)	: 100 meters
Number of heating pipes per bay	: 10 pipes (5 loops)
Size of heating tube	: 51mm x .095" (2.413mm) eddy current tested round tube.
Loop spacing	: 600
Finnish	: TES standard low Voc white paint
Joints	: Welded.
Stands	: Galvanized pipe rail stands (Baywide stand every 25 meters)
Location of distribution lines	: Hung from gable columns with galvanized pipe hangers.
Finish of distribution lines	: TES standard low Voc white paint
Connection to distribution lines	: 19mm heating hose and "T" bolt style clamps.
Mixing group location	: Gable wall

8 Zones-Grow Heat:

Number of bays per zone	: 5 zones @11 bays 3 zones @10 bays
Width of bay	: 8.54 meters
Length of zone(s)	: 100 meters
Number of heating pipes per bay	: 5 pipes
Size of heating tube	: 38mm OD eddy current tested round tube.
Finnish	: TES standard low Voc white paint
Joints	: Welded.
Suspension Mtl	: Suspended from grow gutter suspension material.
Location of distribution lines	: Hung from gable columns with galvanized pipe hangers.
Finish of distribution lines	: TES standard low Voc white paint
Connection to distribution lines	: 19mm heating hose and "T" bolt style clamps.
Loop at walkway	: 19mm heating hose and "T" bolt style clamps. Connected to common header hung from galvanized rings above growing area.
Mixing group location	: Gable wall

ThermoEnergy SYSTEMS INC

4 Zones Gable Wall Heat

Type of Heating	: Heating Pipes.
Length of Gable Heat Zone	: Zone 1 – 187.88 meters Zone 2 – 187.88 meters Zone 3 – 179.34 meters Zone 4 – 179.34 meters
Number of heating pipes	: 8
Size of heating tube	: 51mm x .095" (2.413mm) eddy current tested round tube.
Finnish	: TES standard low Voc white paint
Joints	: Welded
Suspension Mtl	: Suspended from gable wall posts with galvanized pipe rings.
Location of distribution lines	: Hung from gable columns with galvanized pipe hangers.
Finish of distribution lines	: TES standard low Voc white paint
Connection to distribution lines	: 19mm heating hose and "T" bolt style clamps.
Mixing group location	: Gable wall

4 Zones Side Wall Heat

Type of Heating	: Heating Pipes
Length of Gable wall	: Zone 1 - 100 meters Zone 2 - 100 meters Zone 3 - 100 meters Zone 4 - 100 meters
Number of heating pipes	: 8
Size of heating tube	: 51mm x .095" (2.413mm) eddy current tested round tube.
Finnish	: TES standard low Voc white paint
Joints	: Welded
Suspension Mtl	: Suspended from side wall posts with galvanized pipe rings.
Location of distribution lines	: Hung from gable columns with galvanized pipe hangers.
Finish of distribution lines	: TES standard low Voc white paint
Connection to distribution lines	: 19mm heating hose and "T" bolt style clamps.
Mixing group location	: Gable wall

1 Zone Corridor Heat

Type of Heating	: Heating Pipes
Length of corridor	: 100 meters
Width of corridor	: 8.54 meters
Number of heating pipes	: 10
Size of heating tube	: 51mm x .095" (2.413mm) eddy current tested round tube.
Finnish	: TES standard low Voc white paint
Joints	: Welded
Suspension Mtl	: Suspended greenhouse truss with galvanized "S" hook.
Location of distribution lines	: Hung from gable columns with galvanized pipe hangers.
Finish of distribution lines	: TES standard low Voc white paint
Connection to distribution lines	: 19mm heating hose and "T" bolt style clamps.
Mixing group location	: Gable wall

ThermoEnergy SYSTEMS INC

1 Zone Walkway Heat

Type of Heating	; Heating Pipes
Length of Walkway	: 367.22 meters
Number of heating pipes	: 4
Size of heating tube	: 51mm x .095" (2.413mm) eddy current tested round tube.
Finnish	; TES standard low Voc white paint
Joints	: Welded
Suspension Mtl	: Suspended from galvanized suspension material above walkway.
Location of distribution lines	: Hung from gable columns with galvanized pipe hangers.
Finish of distribution lines	; TES standard low Voc white paint
Connection to distribution lines	: 19mm heating hose and "T" bolt style clamps.
Mixing group location	; Gable wall

1 Zone Irrigation Area Heat

Type of Heating	: Unit Heaters
Area to be heated	: 4,800 m^2
Number of unit heaters	; Approx. 12. Modine hot water unit heaters.
Suspension Mtl	: Suspended steel roof structure.
Location of distribution lines	: Suspended from steel roof structure with galvanized pipe rings.
Connection to distribution lines	: 2" heating hose and "T" bolt style clamps.
Mixing group location	: Boiler Room.

1 Zone Irrigation Gutter Heat

Type of Heating	: ½" Polyethylene tube.
Number of lines	: 1 per aluminum gutter.
Location of distribution lines	: Suspended from steel roof structure with galvanized pipe rings.
Connection to distribution lines	: 2" heating hose and "T" bolt style clamps.
Mixing group location	: Boiler Room.

Note: In gutter heating system will have a hot water side with a heat exchanger and a glycol side.

1 Zone Warehouse Heat

Type of Heating	: Unit Heaters
Area to be heated	: 37,750 ft^2
Number of unit heaters	; Approx. 8. Modine hot water unit heaters.
Suspension Mtl	: Suspended steel roof structure.
Location of distribution lines	: Suspended from steel roof structure with galvanized pipe rings.
Connection to distribution lines	: 2" heating hose and "T" bolt style clamps.
Mixing group location	: Boiler Room.

Underground Ring lines

Location	: Sub soil along each gable wall.
Size	: As per engineered drawings.
Capacity	: Sized for 24.88 Acres.

ThermoEnergy SYSTEMS INC.

Heating System Details:

- Mixing groups will have 1" insulation, covered with cladding
- Mixing group will be located on gable walls.
- Each mixing group includes a Johnson circulation pump, a Honeywell Mixing Valve with 24V Actuator, 4 Manual butterfly Isolation Valves, 4 visual temperature gauges, 2 auto air bleeders and NPT couplings only for computer control sensors.
- All Heating tube and Dividing Line tubes will be plain steel and painted
- Every heating loop will have a manual air bleeder.
- All Johnson pumps will be 480 VAC3/Ph 60Hz

The entire heating systems will be delivered and installed as per our engineered drawings

ThermoEnergy SYSTEMS INC

Hot Water Storage Tank

Qty:	1
Tank type:	Storage Tank
Project type:	Industrial Water supply
Product Stored:	Designed for range: 6 to 8pH and 104° to 205°F
Tank Diameter	69'
Tank Height:	48'
Volume:	5,000,000 Ltrs
Roof Construction:	Stainless steel
Top Ring	Stainless steel
Tank Exterior:	Corrugated steel cladding
Roof Exterior:	Smooth steel cladding
Cladding color	to be determined
Expandable Height:	N/A
Tank Wall Material below Stainless:	Black Steel
Roof Type:	Knuckle (bolted)
Tank Floor:	Black Steel
Wind Speed Rating:	80 mph
Snow Load Rating:	15 lbs/ft²

Water Distribution System:

1 Top diffusers:	approx. 6' diameter supported by trussed, cross-braced I-beams
1 Bottom diffusers:	approx. 6' diameter supported by heavy duty legs welded to tank floor
Piping:	Includes pipe work and isolation valves to connect into heating system

Internal Overflow Assembly:

12" schedule 10 stainless steel pipes
Heavy duty pipe support brackets

Tank Accessories:

Tank access:	2 pcs 24" Man-way holes (one on the roof and one on the side)
Sealer:	Silicone
Roof access:	Hoop ladder attached to the tank
Vacuum breaker:	Stainless
Drain:	Valved drain
Sensors:	1 Endress & Hauser pressure sensor

Construction Details:

Construction Method: Jack Built
Every steel joint and seem to be welded inside and out

Tank Foundation:

Includes concrete ring with sand in the center
Includes foundation engineering

Hot Water Storage Tank will be delivered and installed as per our engineered drawings*

ThermoEnergy SYSTEMS INC.

Boilers

Qty : 2

Boiler specification:

Boiler Make	HKB / Viessmann
Type	LNE8.00 ASME
Boiler Design	ASME with CRN
Capacity	1200Hp
Working Pressure	2 bar
Working Temperature	110 gr.C
Empty weight	18 ton
Heat surface	280 m2
Water content	20.2 m3

Installation

- Offloading and setting of crone boiler in existing boiler room
- Start-up commissioning of boiler

ThermoEnergy SYSTEMS INC.

Burner

Burner Specifications

Qty	2
Burner type	VGOIs-1000-FRQ-M-AF
Burner input	12.505 kW (Hi)
Caloric value natural gas	36,8 MJ/nm³ (Hi)
Caloric value oil	42,6 MJ/Kg (Hi)
Fuel air ratio control gas	Electronic cam
Fuel air ratio control oil	Mechanical
Firing control on gas	Modulation
Firing control on oil	Two stage
Fan motor control	frequency drive
Turn down on gas	1:10
Turn down on oil	1:2
Fan motor power	37 kW
Maximum gas consumption	1223 $_{(N)}$m³/h
Maximum oil consumption	1000 liter/h
Gas supply pressure on A1 of gas train	200 mbar ± 10%
Oil supply pressure	> 0 mbar < 100 mbar
Gas supply temperature	> 0 °C
Diameter blast tube	500 mm

EMISSION OUTPUT ON GAS
Nox. 70 Mgr. per/m³
CO < 5 Mgr. per/m³

Installation

- Install burner on boiler.
- Run gas line (up to 30m)
- Wiring of burner.
- Start up and commissioning of burner.



ThermoEnergy SYSTEMS INC.

Light Oil Back up System

1 - 90,000 L aboveground horizontal vac-u-test double walled storage tank vacuum monitored
132" dia. x 406" overall
Built and labelled to the latest ULC S601 code.

4 - end supports fabricated from wide flange designed to support tank
2 - lift lugs
1 - VM-3 tank mounted vacuum gauge with cover
1 - overfill spill collector 17" dia with 4" tight fill cap & collar, ULC listed
1 - emergency vent
1 - normal vent " c/w riser pipe
1 - RFLM-1 remote monitor c/w audible/visible alarm and 120 V AC to 12 V DC transformer to monitor high level
1 - high level alarm switch stainless steel construction SPST 15 VA c/w lead wire and 2" mounting plug
1 - dipstick and gauge chart
1 - litre touch-up paint
1 - access stairs c/w handrail and platform
1 - mechanical tank gauge

Installation

- Form and pour concrete for tank foundation
- Place and anchor tank
- Piping from light oil tank to boiler

ThermoEnergy SYSTEMS INC.

Boiler Plumbing

- Each boiler will have a blending pump installed to blend supply water with return water pump will be complete with isolation valves on either side of pump.
- Each boiler will have a circulation pump installed to circulate water inside boiler; pump will be complete with isolation valves on either side of pump.
- Each boiler will have a fill pump installed to fill boiler will return water from greenhouse; pump will be complete with isolation valves on either side of pump and a check valve.
- An isolation valve will be installed between the outlet side of boiler and boiler loop to isolate boiler.

Boiler loop

The boiler loop transports the return water from the manifold to the hot water boiler.
The pipes will be suspended at the appropriate height with floor mounted galvanized legs.
An isolation valve will be placed at the end of the boiler loop for future expansion.

Diameter	: As per engineered designs
Insulation	: 50mm
Cladding	: Aluminum or painted steel (customer preference)
Color	: TBD

Hot Water Manifold

The hot water manifold receives hot water from the boilers and distributes the hot water to the greenhouse.

Diameter	: As per engineered designs
Length	: As per engineered designs
Insulation	: 50mm
Cladding	: Aluminum or Painted steel (customer preference)
Color	: TBD

ThermoEnergy SYSTEMS INC.

Water Treatment Chemicals

Estimated Volume of Water to be treated : 5,407,600 liters

Water Treatment chemicals will be provided to the following specs:

- Cleaning chemicals for hot water piping and boilers.
- Inhibitor chemicals for hot water system.
- Chemical feed system for hot water system.
- Hot water system commissioning.
- Cleaning Hot water Piping and Boilers.
- Provide addition of Chemical Inhibitors.
- Provide commissioning report.

ThermoEnergy SYSTEMS INC

Co2 System

Technical Data of Co2 System:

- Co2 Dosing Level : based on 2500m³/Ha/Hr
- Site Altitude : below 1.000mtr.
- Premix with Air : no
- Max Temperature Flue Gas : 60°C
- Number of Co2 Hoses : 5 per 8.54m bay

Co2 Condenser

Qty	:	2
Brand	:	Van Dijk
Type	:	CM9001

Co2 Blower

Qty	:	2
Brand	:	Van Dijk
Type	:	CO_2-Unit D8SL500-2206-K2
Frequency Drive	:	Yes

Co2 Collector

Qty	:	1
Material	:	Aluminum
Size	:	Will be designed for phase1 and made expandable for future phases

ThermoEnergy SYSTEMS INC

Growing Area Distribution System

The Co2 Pipe will be buried on either gable end to transport Co2 produced from the boilers into the growing area. PVC risers will be stubbed out of the ground at each growing row. Perforated clear plastic dosing hose is attached to the stubs to deliver the Co2 to the plants in each growing row.
The condensation water is gravity fed into catch basins installed in line with the Transport lines.
The catch basins via a submersible pump to pump the water to the waste water tank located in the irrigation area.

Main trunk lines	: Boss 2000 Pipe.
Size	: As per final engineering.
Location	: Sub Soil along each gable wall.
Number dosing tubes per bay	: 5

******The entire Co2 systems will be delivered and installed as per our engineered drawings******

ThermoEnergy SYSTEMS INC.

Irrigation System

Technical data of system:

Crop:	: **Tomatoes**
Cultivation method:	: in substrate.
Grow gutter system:	: hanging gutters.
Plant rows per bay:	: 5 per bay of 8.54 mtr.
Number of plants per m²:	: TBD
Capacity of drippers:	: 2.0 ltr/hour.
Capacity of drip irrigation system:	: 2.33 ltr/m²/hour
Number of valves irrigating simultaneously:	: 2 valves.
Number of irrigation zones	: 16

Details

Brand	:Green Meteor
Tube size	:25mm
Tube type	:PE sunblock tubing (white)
Dripper type	:pressure compensated and self-closing dripper with 45deg plant peg. (white)
Dripper spacing	:TBD
Capacity of drippers	:2.0/hr 0.2/0.7bar
Connection to main lines	:PP compression fittings 25mm to ¾" male.
Number growing rows	:427 @ 102 meters
Total Drip tube hose needed	:43,554 meters

Network of mains:

Main Line

Location	: Sub Soil along each gable wall
Size	: (2) 6" sch 40 pvc

Sub Main Line

Location	: Along each gable wall
Size	: 2-1/2" sch 40 pvc
Connection to drip tube	: ¾" female threaded fitting (5 per 8.54 meter bay)

Fresh water line:

Location	: Subsoil along one side of walkway
Size	: 2" sch 40 pvc
Connection points	: (11) water taps mounted to post

A/B stock Tanks

- 4 pc. 4200Gallon Vertical tank 1.5SG

Irrigation Heat Exchanger

1x Alfa Laval brand casketed plate heat exchanger will be installed to fertilizer A/B tanks. A mixing group will be installed on the water side.

Heat exchanger specifications

Volume Flow Rate cold side	35 m/3/hr
Inlet temperature cold side	5 °C.
Outlet temperature cold side	70 °C.
Plate material	Alloy 316
Gasket material	NBRP Clip-on
Connetion liner material	Stainless Steel
Connection diameter	100mm (4`Studed)

ThermoEnergy SYSTEMS INC.

Drain Water Collection and Recycling

To prevent accumulation of fertilizer levels in the substrate, but also to compensate possible unevenness in the irrigation system, extra water should be irrigated.
To collect this superfluous drip water we offer a drain water collection system.
The maximum capacity of this drain collection system is based on a drain quantity of 40% of irrigation capacity

Drain Lines

Location	: Sub soil along each gable wall.
Size	: 6" Boss 2000
Slope	: Approx. 2"/100'
Collection pit in greenhouse	: 2
Pumps	: 2

Initials, Seller HF, Buyer

ThermoEnergy SYSTEMS INC.

Irrigation Silos

Fresh Water Tank #1, for storage of fresh water

Qty : 1

- 1x galvanized corrugated plate drain buffer silo
  - Content : 592 m3;
  - Diameter : 12.75 mtr;
  - Height : approx. 4.64 mtr.
- 1x EX liner, suitable for storage of drain water .5mm thickness
- 1x polyester protection inner liner for bottom and wall, including fastening strip
- 1x black anti-algae cover, mounted on top of the silo

Fresh Water Tank #2, for storage of fresh water

Qty : 1

- 1x galvanized corrugated plate drain buffer silo
  - Content : 592 m3;
  - Diameter : 12.75 mtr;
  - Height : approx. 4.64 mtr.
- 1x EX liner, suitable for storage of drain water .5mm thickness
- 1x polyester protection inner liner for bottom and wall, including fastening strip
- 1x black anti-algae cover, mounted on top of the silo

Untreated Drain , for storage of untreated drain water

Qty : 1

- 1x galvanized corrugated plate drain buffer silo
  - Content : 592 m3;
  - Diameter : 12.75 mtr;
  - Height : approx. 4.64 mtr.
- 1x EX liner, suitable for storage of drain water .5mm thickness
- 1x polyester protection inner liner for bottom and wall, including fastening strip
- 1x black anti-algae cover, mounted on top of the silo

Treated Drain , for storage of treated drain water

Qty : 1

- 1x galvanized corrugated plate drain buffer silo
  - Content : 592 m3;
  - Diameter : 12.75 mtr;
  - Height : approx.4.64 mtr.
- 1x EX liner, suitable for storage of drain water .5mm thickness
- 1x polyester protection inner liner for bottom and wall, including fastening strip
- 1x black anti-algae cover, mounted on top of the silo

ThermoEnergy SYSTEMS INC.

Irrigation Injectors

Qty : 1

The pump unit is built-up on a stainless steel frame and consisting of:

1	pc.	fresh water pump, nominal capacity 90 m³/hour at 2 bar, complete with check valve and butterfly valve;
2	pc.	drip irrigation pump, nominal capacity 90 m³/hour at 4 bar, complete with check valve and butterfly valve;
2	pc.	pump thermostat for running-dry protection;
1	pc.	fresh water filling valve 110 mm, complete with mechanical level switch;
1	pc.	polyester mixing tank 1.500 ltr, including drainvalve, provided with lid;
1	pc.	level control in mixing tank including an high-low level alarm;
4	pc.	venturies to dilute the fertilizers with the water;
2	pc.	dosing valves, for dosing of "A"- and "B"-fertilizer;
2	pc.	PVC flow meter, for an optical control of the dosing of "A"- and "B" fertilizer;
1	pc.	dosing valve, with Viton diaphragm, for dosing acid;
1	pc.	dosing valve, with EPDM diaphragm, for dosing alkaline;
2	pc.	EC sensor, excluding interface;
2	pc.	pH sensor, excluding interface;
1	pc.	automatic self-cleaning fine filter, typ SAF, typ 4500,perforation 80 micron, nom. capacity 90 m³/h;
2	pc.	pressure-gauge 0-6 bar, glycerin filled;
1	pc.	liter counter, type Arad with pulse head, 1 pulse per 10ltr, capacity 90 m³/h, installed in supply line to the nursery;
1	pc.	PVC double butterfly valve 160 mm, provided with a servomotor 24Vac, for mixing drain and fresh water on a basis of an EC value;
1	pc.	PVC check valve 160 mm;
1	pc.	PVC butterfly valve 160 mm;
1	pc.	EC sensor, excluding interface;
1	pc.	switch panel, for control of pumps, level switches, etc.;
1	pc.	soft starter for supply / fresh water pump, built in switch panel;
1	pc.	soft starter for drip irrigation pump, built in switch panel;
1	pc.	white wooden cabinet for assembling of panel and interfaces



ThermoEnergy SYSTEMS INC.

Priva Vialux UV Sterilizer

Qty : 2

Technical data of each HP-UV sterilizer:

type of Vialux	: 8-12
max. disinfection capacity with two lamps	: 17,8 m^3/h;
100 operating hours	: 23,8 m^3/h;
at 2.500 operating hours	: 19,5 m^3/h;
at 5.000 operating hours (end lifetime)	: 17,8 m^3/h;
transmission value T10	: 25%; (estimated)
average UV radiation	: **250 mJ/cm² (total disinfection)**;
nominal capacity per lamp	: 9,4 kW;
maximum capacity per lamp	: 11,7 kW;
power supply power module	: 400 Volt / 60 Hz;
power supply pumps	: 575 Volt / 60 Hz;
number of lamps	: 2

2 pc. radiation chambers, complete with UV lamp;
2 pc. high voltage power module to feed the lamps;
1 pc. lowara system pump, 20 m^3/h 3.8 bar 4,0 kW;
1 pc. freq. drive for system pump, including pressure sensor;
1 pc. automatic fine filter, type Amiad SAF 3000 super nozzle, with 25 micron screen;
1 pc. paddle wheel sensor DN 32;
2 pc. acid dosing pump for automatic cleaning of the quartz tubes;
1 pc. pe acid vessel 200ltr, including lid;
1 pc. pvc double butterfly valve 2x75mm, provided with a servomotor 24Vac, for mixing fresh water and untreated drain water based on flow control.
1 pc. dosing pump DLX-MA/MB 05-07, for dosing acid
1 pc. ph sensor, used to measure and control of the ph value;
3 pc. flow meter for flow control ;
1 pc. ec sensor, used to measure the ec value;
2 pc. electric motor valve 50mm, for vialux production selection
2 pc. electric motor valve 50mm, for vialux active;
2 pc. electric valve 50mm, for vialux active;
1 pc. switch panel;

EC/PH measurement drain pit
The EC/PH and the quantity of the drain water from the drain pit will be measured on the stainless steel frame before it will return to the untreated water silo.

1	pc.	ec sensor, used for 1 drain pit;
1	pc.	ph sensor, used for 1 drain pit;
1	pc.	liter counter, type Arad with pulse head, 1 pulse per 10ltr, capacity 100 m^3/h;

Hand watering pump unit (booster)

1	pc.	pump, cap. 30 m^3/h, at 5,0 bar;
2	pc.	pressure gauge, 0-6 bar, glycerine filled;
1	pc.	coated steel fine filter 3", filtration 130micron;
1	pc.	non-return valve 110mm;
2	pc.	butterfly valve 110mm;
1	pc.	pump safety thermostat;
1	pc.	pressure vessel, 25ltr, coated steel;
1	pc.	freq. controller with pressure switch;
1	pc.	hand valve with quick joint mounted at the frame;

- Including Priva Connext interface, (module 16xan.in/4xdig.in/32xdig.out AC, module EC/PH, module external connection board, power supply unit, ...etc)

Includes all plumbing, trenching and backfilling with sand to complete irrigation systems as described.

****The entire irrigation system will be delivered and installed as per engineered drawings****

ThermoEnergy SYSTEMS INC.

Eco Fans

Technical details ECO fan:

Air output	: 4700 m^3/h
I nominal	: 0.9 Amp
Power consumption at 100%	: 205 watts
Speed	: 1225rpm

Greenhouse fan, ECO 4550, CSA 220V complete with grills and cord

V-FloFan Vertical Fans



Technical details V-FloFan:

Qty	: As per engineered specifications
Air output	: Approx 5400 m^3/h
Power consumption at 100%	: 205 watts

Ground Cover / Crop Wire

Black underlay 150 Micro (6mil) 9.3m wide x 105m long	:85 Rolls
White Woven Ground Cover (3.2oz) 9.3m wide x 105m long	:85 Rolls
Fasteners	: 6" Galvanized spikes

Crop Wire

Type	:1/8" galvanized aircraft cable, with galvanized cable clamps
Location	: from gable to gable
Connection to gable	: Pre bowed crop bow.
Height above growing gutter	: To be determined
Number of growing rows	: 427 @ 100meters
Number of crop wires / growing row	: 2

ThermoEnergy SYSTEMS INC.

Grow Gutter System

Approx. greenhouse area	75,280 m²
Width of the roof span	8.54 m
Section measurement	5.00m
Total number of sections	41 pieces
Length of roof span on one side of the path	100 m
Number of gutters per roof span	5 pieces
Location of concrete path (Phase 3 greenhouse)	Centre
Location of concrete path (Trial area)	One gable end
Width of the path	5.0 m
Type of crop	TBD
Gable gutter	No
Height from growing gutter base plane to ground level	TBD

The delivery consists of:

Rolled steel gutter growing systems

Meteor Systems rolled steel growing gutters on the basis of the general starting points for the design:

The growing gutters are produced by Meteor Systems in the greenhouse, using our mobile rolling machine to the exact roof span length. We produce the gutters from basic rolls of coated steel of different lengths. For that reason, a number of couplings are used; we try to keep this number to a minimum. Two engineers are present to produce the gutters. The customer must ensure that a sufficient number of its own employees are present in order to guide and assemble the gutters in the greenhouse. All of these activities need to be carried out in consultation with our employees.

427 Gutters x 102 m = 43,554 m¹

ThermoEnergy SYSTEMS INC.

Model	GM - 14
Width of the gutter	230 mm
Height of the gutter	100 mm
Drain channel	Height:80mm, Width 130mm

Material
Steel, thickness 0,6 mm, galvanized on both sides according EN 10142/10143. After galvanizing the steel is treated with 7 mμ epoxy primer on both sides. A polyester coating, 20 mμ thickness and a smooth surface is applied to both sides.
Colour Outer and inners ides: White
Brand MS-PU double sided and MS - PO
Load The maximum permitted weight is 25 kg per m¹ gutter

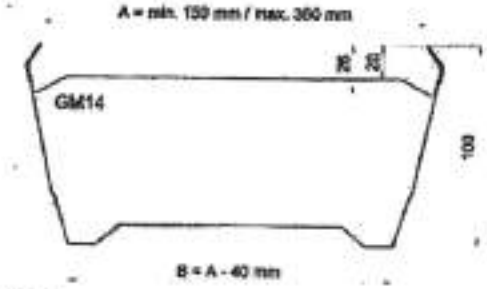

Note:
At full load, gutters can have a small curve of 0,5 % over the length due to the inevitable short bending of the rolled steel.
The thickness of the steel and coatings can have an inevitable deviation with a maximum of 5% (more or less), compared with the quoted thicknesses.
The color can be slightly different in one project due to supplied steel from different production batches.
Because of the considerable deformation of the plain steel during the rolling process a visible slight undulation in the surface and the sides of the gutter cannot be avoided.
After production there may be spread in length of the gutters of max 10 cm. per run, due to inaccuracies of the measuring method of the gutter-machine.

ThermoEnergy SYSTEMS INC.

Grow Gutter Suspension

The distance between the suspensions for the gutters quoted is 5.00 m.
We will supply 20 suspension pieces for each gutter.

Suspension Points:
427 gutters x 20 suspension points = 8,540 pieces

Specification:
Each suspension point consists of the following parts:

1 C-bracket made from galvanised steel wire Ø 7 mm, L = mm
1 Galvanised steel wire, Ø 3,0 mm, with eye / eye – Talurit connection, L = mm
1 Grow pipe hook made from galvanised steel wire Ø 8,0 mm, 3D /2D for support of a heating pipe Ø 38 mm, L = mm (optional)
Triangle bracket made from galvanised steel wire Ø 8,0 mm, L = mm

Each gutter is supplied with the following components:

1 End collection tray, plastic
1 Drain hose with hose clip
1 Closed end cap, front side, coated steel
1 Turnaround bracket for turning stems over and supporting heating pipe, rear side
2 Gutter brackets. These brackets have to be fixed underneath the gutter between two suspension points, in order to strengthen the gutter
Bracket made from Ø 4 mm galvanised steel wire
1 Irrigation bracket on the side of the gutter for per 60 cm
Bracket made from plastic

ThermoEnergy SYSTEMS INC.

Straight Suspensions

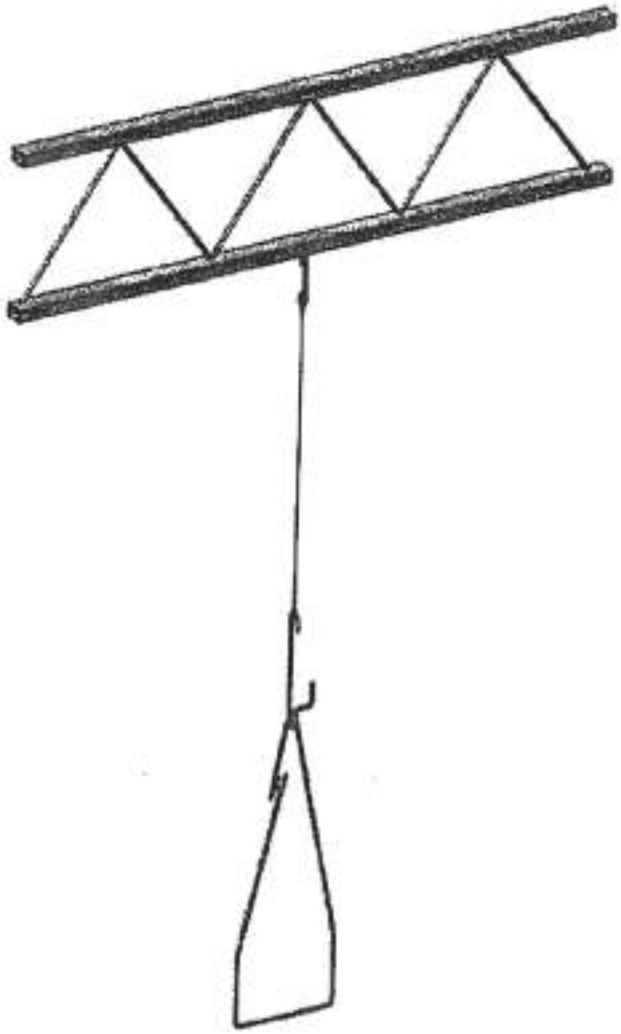

ThermoEnergy SYSTEMS INC.

Collection trays for drain water, rear side:

Installation at the lower point of the gutter:
To collect drain-water of each gutter, we supply one drain tray per gutter.
The drain tray is manufactured of polypropylene and has to be attached below the gutter with the supplied galvanized bolts and nuts. The drain trays have a Ø 40 mm spout.
Installation of these items is the customer's responsibility.

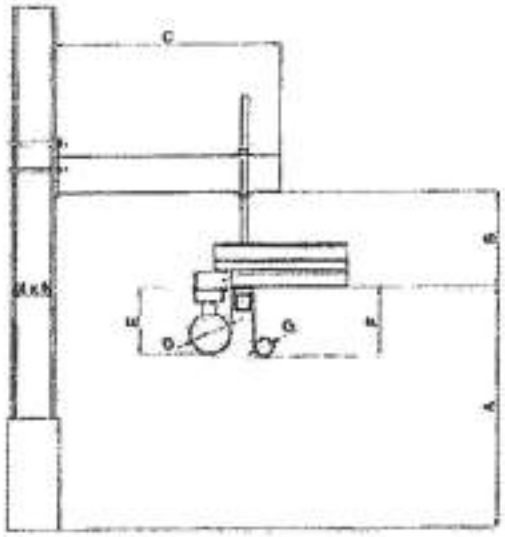

Closed end caps, coated steel:

We supply one closed steel end cap for each gutter with sufficient sealant and tap screws.



Initials, Seller AF, Buyer

ThermoEnergy SYSTEMS INC.

Gable position, supporting:

An adjustable gutter support structure on the end gable. We supply one galvanised steel gable support with wire U brackets, washers and nuts per gable post. This structure is suitable for supporting the gutters in the roof span as well as the end gable gutter, if applied.
The galvanised steel tube profiles are 8,0 metres long with dimensions of 50,0 x 70,0 mm and a wall thickness of 3,0 mm. These must be attached to one another using the coupling profiles supplied.
We supply a hook every 0.50m to suspend 1 x 4" drain pipe that connects directly to the end drain, 1 x 4" automatic flush line and a 2.5" irrigation pipe on the opposite side of the steel tube.

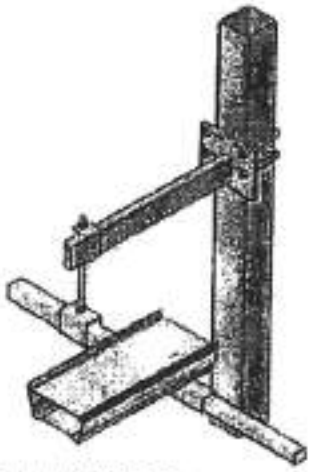

(picture is representation only)

Irrigation hooks, steel:

To suspend the 25mm irrigation lines we supply one steel irrigation hook for every 50cm.

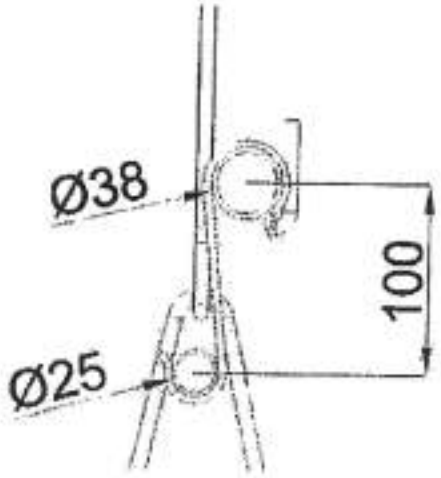

Initials, Seller HF Buyer

ThermoEnergy SYSTEMS INC

Turnaround bracket, front side:

For each gutter, we supply one turnaround bracket on the front of the gutter with the associated materials for mounting.



Turnaround bracket with grow pipe support, rear side:

For each gutter, we supply one turnaround bracket on the rear side of the gutter with the associated materials for mounting.
If so desired, the turnaround bracket can be produced with an additional function to support the grow pipe



ThermoEnergy SYSTEMS INC.

Harvesting Equipment

28pcs Electric pipe rail trolley Qii-Lift H351 CTC 600 TD 51

- min. height 49cm
- max h eight 350cm
- max load 250Kg
- double hydraulic scissor
- length 200cm
- Accu-indicator with hour-indication, mounted suplementprise
- included tilt sensor
- On board high frequency battery charger
- IEC 320 c13 socket in console
- 24c 15A
- water proof cast IP67

4pc Electric pipe rail trolley Qii-Lift H651 CTC 600 TD 51

- min. height 70cm
- max h eight 650cm
- max load 100Kg
- fourfold hydraulic scissor
- length 200cm
- Accu-indicator with hour-indication, mounted suplementprise
- included tilt sensor
- On board high frequency battery charger
- IEC 320 c13 socket in console
- 24c 15A
- water proof cast IP67
- 2x Manual support stabilizers for Qii-Lift

60pc Harvesting Cart for Tomatoes.

ThermoEnergy SYSTEMS INC

Sanitizing Equipment

Stainless Steel Spray Line

- 1" Stainless Steel Spray line installed along center walkway.
- Connection points every other post along one side of walkway.

4000 litre 1100US gallon round poly tank

- 87" x 51" high- 16" lid
- Agitation- run off the pressure side of the pump
- upgrade the pressure gauge on the pump to better quality
- speed up the pump to give us a bit more GPM
- jet agitator to have 2 circuits- one is on most of the time
- The 2nd one is on during mixing only & turned off for spraying
- 2- 1/2" stainless ball valves to control the agitation circuits
- all stainless fittings
- stainless nozzles
- stainless 1000PSI+ rated filter with correct mesh screen to help keep the nozzles clean
- stainless steel bulkheads
- 800 PSI pressure hose

1x HydraCell-stainless head pump

- 10 HP 480/3ph electric motor
- 20 GPM up to 750psi
- set to run approx. 15-18 gpm

ThermoEnergy SYSTEMS INC.

Semi- Automatic Spray Machine Qii-Jet HAV CTC 600 RD 51

Qty :4
Specifications:



Use

- hand operated : from the users platform (foot pedal + speed control + spray beam on/off)
- automatic : input program via a separate touchscreen control panel
- automatically outward and return function
- program selector switch, 10 positions
- Automatic calculation of the correct spraying velocity in accordance with the desired release rate per
- hectare
- option to treat a part of a path

Wheel driving

- monogear transmission (no chain)
- max. speed 110m/min on pipe rail, no transmission on concrete path
- plastic wheels to protect the concrete path
- metal wheels on pipe rail
- translocate by hand
- full traction batteries - 115 Ah
- autonomy approx. 10 hour (depending on the pressure, number and type of nozzles)
- cruise control speed regulator

Chassis

- maximum width 800 mm
- length of chassis 1700 mm
- length of chassis safety bumper included 1750 mm
- safety bumper in front and rear (detection end of pipe rail)
- full shielded sides so that no plant damage can occur
- self-centering swivel wheels
- users platform at rear

Hose reel

- automatic hose reel with automatic hose guide and with chain transmission
- swivel coupling 1/2"
- suitable for up to 175 meter 1/2 "hose
- Main spray beam holder
- manometer and press filter
- main spray beam holder 2200 mm
- spraying beam holder with sleeves for easy height adjustment
- full automatic pressure control on the Qii-Jet (independent of the pump unit)

ThermoEnergy SYSTEMS INC.

Touch screen control panel

- separate touch screen control panel with adjustable path length and speeds



On board high frequency battery charger 110V for Qii-Jet HAV

- start charging from 0V
- waterproof case IP67
- very shockproof
- indication LED
- IEC 320 c13 connector built in chassis
- output = 24V - 15A
- input = 115VAC - 7,5 A
- max residual current = 3,5mA (use an RCD suitable for HF supplies)
- power consumption = 800VA

Spraying beam rvs with 14 position nozzles

- 14 x position nozzles without manometer 0-25 bar
- anti-drip nozzles
- adjustable nozzles
- nozzles can be closed
- length 2166 mm
- CTC nozzles 350mm

Spraying beam front with 7 double swivel nozzles

- 7 x double swivel head without manometer 0-25 bar
- adjustable nozzles
- nozzles can be closed
- length 2166 mm
- CTC nozzles 350mm

ThermoEnergy SYSTEMS INC.

Leveling / Storm Water Management

Exterior Leveling

- Rough Leveling for phase 1 (18.60 Acres)
- Rough leveling for Irrigation area (1 Acre)
- Rough Leveling for 35,750 Warehouse

Storm water pond

- Excavate storm water ponds for phase 1 (18.6 Acres)

Interior Leveling

- Final leveling of the interior of the greenhouse to a slope of 2" / 100' in greenhouse range

Storm water Management

- Excavating along gable for drain pipe.
- Install drainage tile and backfilling with granular B sand where required.
- Connect drain pipe to gable column connections.
- Supply and Install catch basins.
- Tie all catch basins together and connect to retention pond.

Initials, Seller HE Buyer

ThermoEnergy SYSTEMS INC.

Driveways / Parking lot

Parking lot

- Strip topsoil for 65,000 Sf parking lot.
- Supply 12" of 0-3/4" recycled asphalt for parking lot.
- Grade properly and compact parking lot.

Note: all striped top soil will be stock piled on site.

ThermoEnergy SYSTEMS INC.

Electrical

Scope

Wiring of all vent motors.
Wiring of all screen motors.
Wiring of all pumps for heating system.
Wiring of irrigation equipment.
Wiring of circulation fans in greenhouse.
Wiring of 110v Plugs every other post.
Wiring for automatic roof washer.
Wiring for Sulphur pots. (sulphur pots supplied by others).
Supply, hang and wire explosion proof light fixtures throughout warehouse, and irrigation area.
Supply, hang and wire explosion proof light fixtures in corridor.
Supply, hang and wire explosion proof light fixtures in warehouse extension.
Supply, hang and wire explosion proof light fixtures in walkway and corridor.
Wiring of all overhead doors.
Supply and wire exit signs for exit doors.
Supply and install paging horns in greenhouse and connect to existing phone and paging system.

ThermoEnergy SYSTEMS INC.

Artificial Lighting System

Light Fixture	: 1000W Agrolux Light Fixtures complete with reflector.
Approx. number of lights	: 8,600 lights + 200 Extra
Approx. Light level	: 200 µmol

Underground Cabling

Supply and install all underground cabling from metering panel along gable of greenhouse, all cabling will be CSA/UL Listed.
Supply and install all underground cabling from transformers to switch panels in greenhouse.

Switch panels

Switch panels will be installed in the greenhouse as per engineered drawings.

Cabling between fixtures

All cabling between fixtures will be run in conduit along the trusses.

Excluded

Any Transformers / Main switch gears, or metering panels for lighting system.
Bringing in of main power feed to service building.

ThermoEnergy SYSTEMS INC.

Backup Generator

Supply and install (1) Kohler 600REOZV diseal powered generator unit

- Connection to transfer switch
- Double wall sub-base fuel tank (fuel not included)
- 2400W block heater
- Battery charger
- Supply Residential grade exhaust system vented directly out the wall
- Fuel system complete with venting plumbed out within 20 feet
- Supply and install louver and cut opening for wall vent

Diesel Fuel not included.

ThermoEnergy SYSTEMS INC

Budgetary allowances

Budgetary Allowance of $560,000.00 is allowed for the construction of an office complex inside warehouse and construction of a cafeteria, washroom / locker room.

ThermoEnergy SYSTEMS INC.

Automatic Roof washer

Machine Specifications

Working width	:	4.27	Meter
Wheel Base	:	1.5	Meter
Cable and hose reels	:	225	Meter
Gutter Length	:	205	Meter
Running Speed adjustable washing/chalking	:	up to 20/30	meter/min
Supply voltage	:	400/480 Volt	50/60 Hz
Power Consumption	:	3.5	kW
Washer Weight	:	508	KG

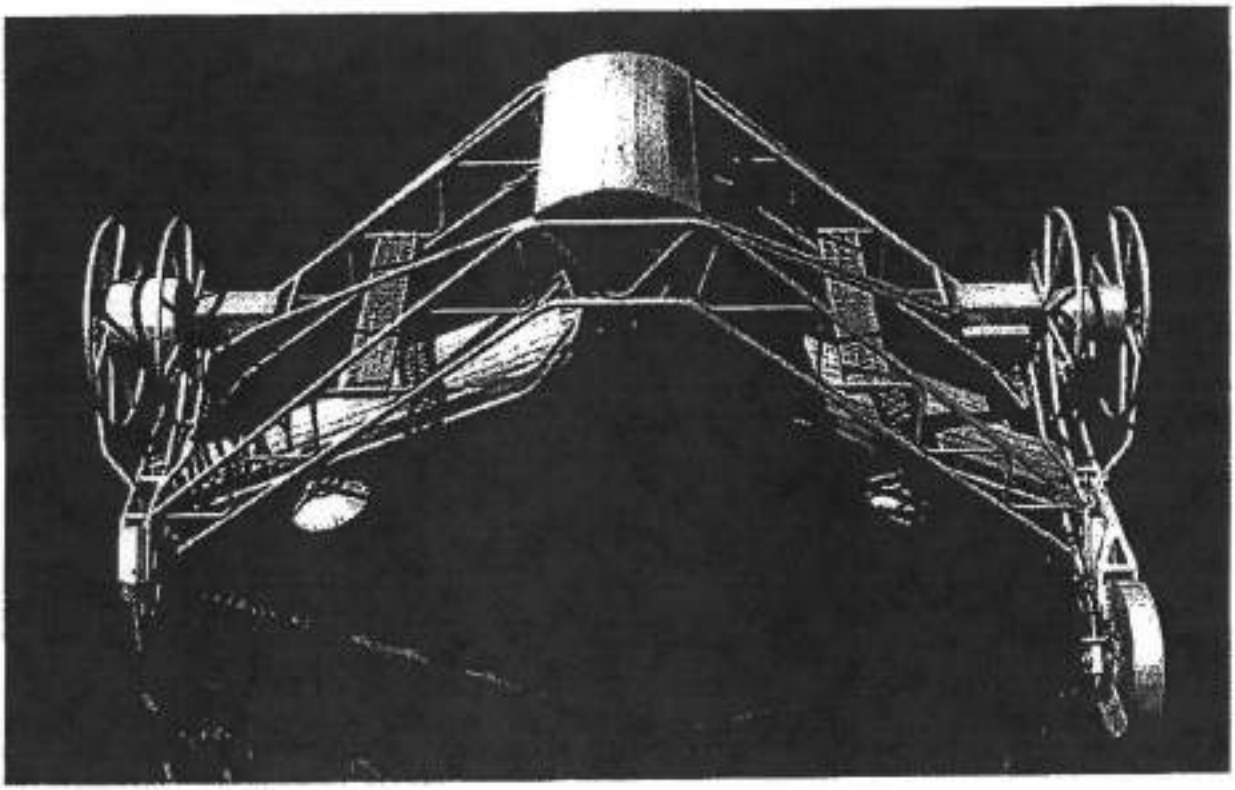

ThermoEnergy SYSTEMS INC.

1. Set — Adjustable air vent switches which stop the machine when it makes contact with a (partially opened air vent



1. Set — Adjustable air vent brushes for removing dirt Under the air vent window or against the Gutter edge. There is a choice between soft or Hard brushes depending on the pollution



1. pc — Gutter brush type 2: wide version 300mm Adjustable speed



1. Set — Aluminum steps mounted between the arms of The frame so the top is accessible for maintenance.



ThermoEnergy SYSTEMS INC.

1 pcs Dostron D3 RE 10 VFP mounted on removable bracket with pressure regulator. 24 volt membrane valve and selector switch. Dosing capacity adjustable from1-10% of the Total water flow.

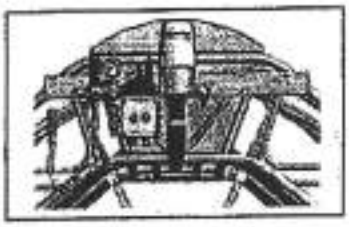

ThermoEnergy SYSTEMS INC.

Docking Station

Machine Specifications

Working width	:	4.27	Meter
Wheel Base	:	1.5	Meter
Column Height	:	7.2	Meter
Cable and hose reels	:	300	Meter
Supply voltage	:	480 Volt	60 Hz
Power Consumption	:	3.5	kW
Weight	:	950	KG



Initials, Seller HF Buyer

ThermoEnergy SYSTEMS INC.

1 pcs Platform expansion can be mounted to the left/right side to create an additional work space of approximately 70cm wide

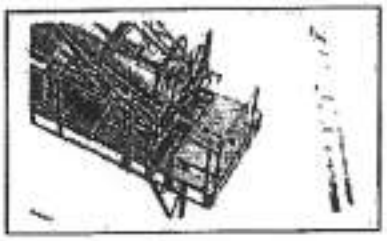

1 pcs Dock coils with 2 powered coils, which are mounted on the bottom of the docking station to ensure the winding and unwinding of the 150 meter water, and power cable.



1 pcs Fully-automatic steering unit: operates and Controls the guidance of the roof washer and Docking station. This steering unit lets the roof Washer clean the greenhouse deck automatically After a start signal is given from the climate computer

Initials, Seller HF Buyer

Galvanized steel track complete with brackets.



Excludes

- Chemical Tank and pump.
- Integration to control system.

ThermoEnergy SYSTEMS INC.

General Notes

- Includes delivery to site of all materials described above.
- Includes erection and finishing of greenhouse complete with ventilation and screening systems.
- Includes installation of heating system as described in this quotation.
- Includes Installation of co2 system as described in this quotation.
- Includes installation of irrigation system as described in this quotation.
- Includes commissioning of heating system, irrigation system, co2 systems.
- Includes rental equipment required to complete the project as described above.
- Includes installation and commissioning of automatic roof water.
- An Ontario stamped set of engineered structural drawings will be.
- Includes geotechnical investigation for phase 1 greenhouse site, new warehouse, and hot water storage tank.
- An Ontario stamped set of foundation drawings will be provided for greenhouse stub post foundation holes.
- All systems supplied and installed by Thermo Energy will be done according to our design and engineered drawings. Any change requests from our design/engineered drawings must the approved and signed by both parties. Any changes impacting the project cost will be applied to be contract price.

Thermo Energy Systems responsibilities.

- Supply adequate labour to lower tube rail heating loops into stands.
- Supply adequate labour to place grow heat into suspension materials.
- Supply adequate labour to hang Co2 dosing tube.
- Supply adequate labour during rolling of hanging gutters.
- Supply adequate labour to roll out irrigation PE tube.
- Dust control during construction. (watering of ground to keep dust down)
- Washing of greenhouse.

Customer responsibilities.

- Sanitizing of greenhouse.

EXCLUSIONS

- Land for project.
- Any permits or application fees pertaining to project.
- Utilities used for filling hot water system.
- Packing equipment/ machines of any kind.
- Transformers for Artificial lighting system.
- Green house control system.
- Artificial lighting controls.
- Any and all sensors related to controls system.
- Bringing in of any and all utilities to service building (hydro, gas, water, phone/ internet lines, etc.....)
- Anything not specifically mentioned in this quote.

ThermoEnergy SYSTEMS INC.

Pricing

Total investment for scope as described above.....$19,370,102.00USD

ThermoEnergy SYSTEMS INC.

Agreement between Buyer and Seller

This agreement made as of the 21st day of April in the year of 2016, by and between

Thermo Energy Systems Inc. (the "Seller") and (The "Buyer")

Whereas the Seller is in the business of manufacturing, selling and installing

Whereas the Buyer wishes the Seller to supply and install the materials described in this contract for the

Total Contract Price of $19,370,102.00 (US Funds)
(Nineteen Million Three Hundred and Seventy Thousand One Hundred and Two United States Dollars)

Now, therefore, both parties agree to accept the above proposal as a final and binding legal contract. **Documents** and drawings that constitute this agreement, if any, are enumerated as follows:

The Buyer hereby certifies that he/she is in the business of farming, and that the goods described in this contract will be used exclusively in the conduct of that business.

The prices, specifications, and Standard Terms & Conditions herein submitted are approved and accepted by:

Signature: _____ **Date:** April 21 2016
Buyer:

Golden Fresh Farms
Wapakoneta Ohio

Signature: _____ **Date:** April 21 2016
Seller:

Thermo Energy Systems
2035 Spinks Drive
Kingsville On,
N9Y 2E5 Canada

Thermo Energy Systems Inc. 2035 Spicks Drive, Kingsville, Ontario, N9Y2E5, Phone: (519)-322-0388, Fax: (519)-322-0389

ThermoEnergy SYSTEMS INC.

Terms and Conditions of Contract

Payment Terms:

- 35% Down Payment
- Progressive Payments
- 10% Hold Back

Holdback: Allowed under this contract is a holdback of 10% of the Total Contract Price. The holdback amount is payable in full on date specified above.

Currency Exchange Used for this quotation:

Euro =	$1.55
USD =	$1.39

Disclaimer: Some descriptions may be generic and may vary from final design and engineered drawing that will be used to supply and install the proposed scope of work. The seller shall not be held liable for clerical errors.

Acceptance: The Buyer agrees they have sufficient funding for the Total Contract Price and will comply with the payment schedule as per the terms agreed upon by both parties.

Delivery: To be determined by Buyer and the Seller.

Delays: The Seller shall not be liable for any delay in delivery as a result of inclement weather, fires, strikes, shortages of materials, acts of God, or other causes beyond their control.

Shipments: Materials delivered and signed for become the responsibility of the Buyer. The Seller assumes no liability whatsoever for materials unaccounted for after the waybill/pack slip has been signed. Count all Materials before signing the waybill/pack slip.

Over Shipped Materials: Any materials shipped to the job site that are not required for the construction of the proposed scope of work in this contract remain the property of the Seller.

Site Access: The Buyer agrees to provide unobstructed, passable access to the job site. Additional delivery charges of $140 per load will apply for any material that is unable to be delivered due to inaccessible site conditions.

Insurance: It is the responsibility of the Buyer to obtain adequate Builders Risk Insurance. The Seller will in no way assume responsibility of damages caused to the structure and components stated in this contract or any other surrounding properties or contents of that property as a result of fires, floods, storms, tornadoes, earthquakes, acts of God, or other causes beyond their control.

Ministry of Environment: Any issues or additional cost related to the Ministry of Environment and additional costs are the responsibility of the Buyer, quotation is based on a conventional storm water management system consisting of storm water pipe discharging into pond, and a straight forward discharge pipe into municipal drain.

Validity: The price as quoted is valid for 14 days from the date listed on the front page of this document.

Alterations and Extra Work: No alterations or deviations to the contract shall be binding unless agreed upon in writing between the authorized representative of both the Seller and the Buyer. Any changes made and agreed upon as set out above shall be due and payable under the same conditions as described above.

Overdue Payments: Invoices and Holdbacks are payable under the terms and conditions described above. Overdue invoices and Holdbacks will be subject to a 10% interest penalty, calculated monthly on the outstanding amount from the date the payment was due.

Warranty: all materials as described in this proposal are covered by their Manufacturers' Standard Warranties

Minimum Greenhouse Temperature: A minimum temperature of 12 degrees Celsius must be maintain inside the greenhouse to adequately melt any accumulated snow on the roof, failure to do so will void any and all warranties.

Initials, Seller HC Buyer

B

Thermp Energy Systems Inc. 2035 Spinks Drive, Kingsville, Ontario, N9Y2E5, Phone: (519)-322-0388, Fax: (519)-322-0389

ThermoEnergy
SYSTEMS INC.

Contract Number	:	**1813-E-1**
Quotation Prepared for	:	**Golden Fresh Farms**
Date	:	**Oct 03 2016**
Project Outline	:	**400V transformers and switchgears for Lighting System.**

Thermo Energy Systems Inc. 2035 Spinks Drive, Kingsville, Ontario, N9Y2E5, Phone: (519)-322-0388, Fax: (519)-322-0389

ThermoEnergy SYSTEMS INC.

Transformer / Switch Gear

Supply and install 8x 1,500KVA 400 volt Transformers for HPS lighting system.
Supply and install 8x 3,000 amp, 400 volt, 3phase, 4 wire, out door main distribution panels.

Price..... $748,883.00 USD

October 03 2016

c

Thermo Energy Systems Inc. 2035 Spinks Drive, Kingsville, Ontario, N9Y2E5, Phone: (519)-322-0368, Fax: (519)-322-0369

ThermoEnergy
SYSTEMS INC.

Contract Number	:	**SO1813-2**
Quotation Prepared for	:	**Golden Fresh Farms**
Date	:	**June 01 2016**
Project Outline	:	**26,000 SF Service Building.**

ThermoEnergy SYSTEMS INC.

Warehouse

Technical Data

Area	:26,000 SF
Width	:130'
Length	:200'

Type	: Clear Span pre-engineered steel building.
Expandable	: Yes to one side
Eave height	: 28'-8-1/2"on eve high side, 26' on low eve side
Finnish	: Standard Primer.
Roof Slope	: Mono slope.
Storm water discharge	: Eaves trough with down spout discharging to ground.
Covering Roof	: 5" Insulated panel(standard color)
East Wall Covering	: 4" Insulated panel(standard color)
West Wall Covering	: 4" Insulated panel(standard color)
North Wall Covering	: 4" Insulated panel(standard color)
South Wall Covering	: 4" Insulated panel(standard color)
Partition Walls	: Yes separating cooling compartments (see page 6)
Partition Wall Covering	: 3" Insulated Panel(standard color)
Cooling	: Yes

Cooling

Number of separate compartments	: 5
Maintain temperature	: 48 * F

Single compressor unit outside connected to fans located in each compartment.

Foundation	: Concrete

Concrete

Column Piers	:25 MPa Size as per engineered specifications (Calculation used for quotation 48" x 18")
Floor	:25MPa 6" thick with wire mesh (10" stone base).
Foundation	:25MPa 10" wide x 24" with rebar.
Loading dock ramp	:12" of 0-3/4" Gravel compacted.

- All door openings and corners will be flashed with like color flashing.
- 18" Concrete curb will be poured on exterior walls.
- All interior walls will have floor mounted steel bumpers installed.
- Concrete floor will be saw cut and sealed.

ThermoEnergy SYSTEMS INC.

Warehouse Overhead / Man Doors

Qty : 1

Description

- 12'-2" x 14' high foam injected insulated steel sectional overhead door
- 2" angle mounted standard lift
- Solid spring shaft
- (3) 12" x 24" thermal windows
- Perimeter weather stripping
- Electric operator.

Qty : 4

Description

- 9'-2" x 10' high foam injected insulated steel sectional overhead door
- 2" angle mounted full vertical lift.
- Solid spring shaft
- (1) 12" x 24" thermal windows
- Perimeter weather stripping
- Electric operator.

Qty : 4

Description

- 12"' x 14' high TNR Model HDF High speed roll up door.
- Up to 48"/ second.
- Breakaway self-resetting bottom bar with wireless air wave edge.
- 40oz vinyl material in standard blue
- Full width vision panel
- 1 set thru beam photo eyes.
- Electronic operator with emergency chain hoist.
- Nema 4 enclosure.

Hollow metal man doors

Qty : 5

Description

- 30" wide x 7' high with 24" x 36" safety glass.
- electronic door latches
- Weather seal kit
- Bottom sweep.

Note

- All overhead doors will have concrete filled steel bollards on either side of door.
- All doors will be provided in standard colors.
- All man doors will be keyed alike.
- All man doors will have door closers installed.

ThermoEnergy SYSTEMS INC.

Warehouse Loading Docks

Dock Leveler

Qty :4
Type :Blue Giant Model HU7008-30 Hydraulic levelers

Description

- Normal 7' wide x 8' long with 16" lip
- 30,000 Lb static load
- Pour-in-place box type
- Weather seals
- Full range toe guards
- 2 standard laminated bumpers

Dock shelter

Qty :4
Type :Model 0401 Truck shelter for 9' x 10' opening

Description

- 40oz. vinyl – black
- 24" protection
- Protective steel guards
- Bottom draft seals

ThermoEnergy SYSTEMS INC.

Vehicle Restraint System

Qty :4
Type :Blue Giant Model TL-85A

Description

- Ground/ Wall Mounted
- Non-impact design
- Electro-hydraulic operated – remote power pack
- Blue Genius control panel with " Engage", and " Release" buttons
- NEMA4X/IP65 rated enclosures
- Controls and interlock for existing single button operated hydraulic leveler
- Interior control panel with LED red/yellow/green communication lights
- Exterior traffic lights red/green and driver warning signs mounted on wall

ThermoEnergy
SYSTEMS INC.

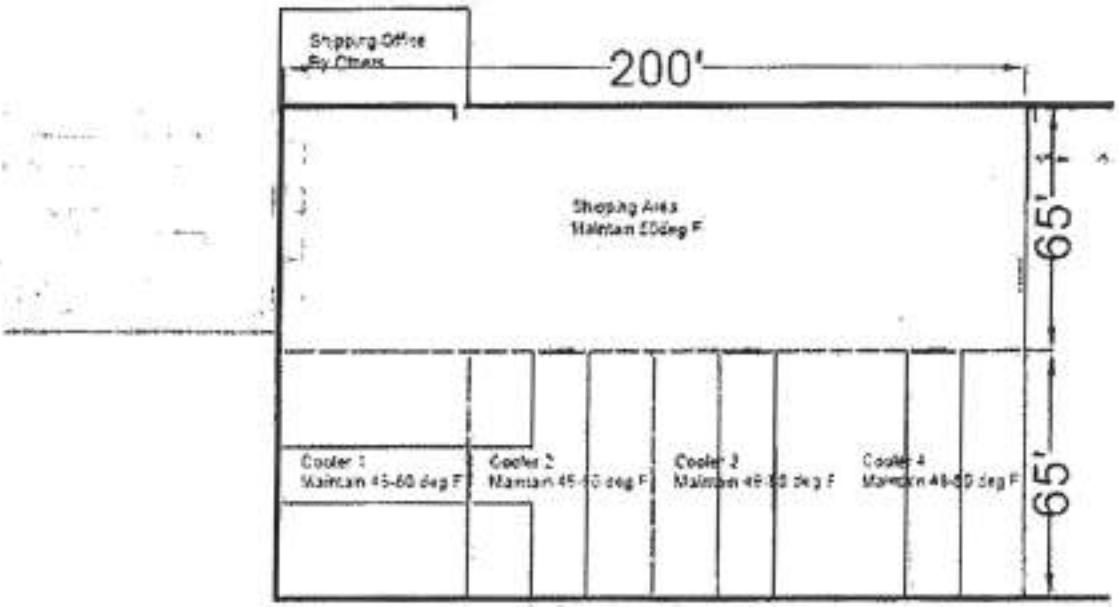

ThermoEnergy SYSTEMS INC.

Electrical

Scope

Supply, hang and wire explosion proof light fixtures throughout warehouse.
Wiring of all overhead doors in service building.
Feed to cooling units.
Supply and wire exit signs for exit doors.

ThermoEnergy SYSTEMS INC.

General Notes

- Includes delivery to site of all materials described above.
- Includes construction of building as described above.
- A stamped set of engineered structural drawings will be.
- Includes geotechnical investigation for phase 1 greenhouse site, new warehouse, and hot water storage tank.
- A stamped set of foundation drawings will be provided for greenhouse stub post foundation holes.
- All systems supplied and installed by Thermo Energy will be done according to our design and engineered drawings. Any change requests from our design/engineered drawings must the approved and signed by both parties. Any changes impacting the project cost will be applied to be contract price.

EXCLUSIONS

- Land for project.
- Any permits or application fees pertaining to project.
- Utilities.
- Offices of any kind.
- Packing equipment/ machines of any kind.
- Fire suppression system of any kind.
- Anything not specifically mentioned in this quote.

ThermoEnergy SYSTEMS INC.

Pricing

Total investment for scope as described above.....$1,981,835.00USD

ThermoEnergy SYSTEMS INC.

Agreement between Buyer and Seller

This agreement made as of the 1st day of June in the year of 2016, by and between

Thermo Energy Systems Inc. (the "Seller") and (The "Buyer")

Whereas the Seller is in the business of manufacturing, selling and installing

Whereas the Buyer wishes the Seller to supply and install the materials described in this contract for the

Total Contract Price of $1,981,836.00 (US Funds)
(One Million Nine Hundred and Eighty One Thousand Eight Hundred and Thirty Five United States Dollars)

Now, therefore, both parties agree to accept the above proposal as a final and binding legal contract. **Documents** and drawings that constitute this agreement, if any, are enumerated as follows:

The Buyer hereby certifies that he/she is in the business of farming, and that the goods described in this contract will be used exclusively in the conduct of that business.

The prices, specifications, and Standard Terms & Conditions herein submitted are approved and accepted by:

Signature: _____ **Date:** June 1 2016
Buyer:

Golden Fresh Farms
Wapakoneta Ohio

Signature: _____ **Date:** June 1-16
Seller:

Thermo Energy Systems
2035 Spinks Drive
Kingsville On,
N9Y 2E5 Canada

SO1813-2 May 23 2016

Initials, Seller____, Buyer____

Thermo Energy Systems Inc. 2035 Spinks Drive, Kingsville, Ontario, N9Y2E5, Phone: (519)-322-0388, Fax: (519)-322-0389

ThermoEnergy SYSTEMS INC.

Terms and Conditions of Contract

Payment Terms:

- 35% Down Payment
- Progressive Payments.

Currency Exchange Used for this quotation:
USD = $1.30

Disclaimer: Some descriptions may be generic and may vary from final design and engineered drawing that will be used
to supply and install the proposed scope of work. The seller shall not be held liable for clerical errors.

Acceptance: The Buyer agrees they have sufficient funding for the Total Contract Price and will comply with the payment schedule as per the terms agreed upon by both parties.

Delivery: To be determined by Buyer and the Seller.

Delays: The Seller shall not be liable for any delay in delivery as a result of inclement weather, fires, strikes, shortages of materials, acts of God, or other causes beyond their control.

Shipments: Materials delivered and signed for become the responsibility of the Buyer. The Seller assumes no liability whatsoever for materials unaccounted for after the waybill/pack slip has been signed. Count all Materials before signing the waybill/pack slip.

Over Shipped Materials: Any materials shipped to the job site that are not required for the construction of the proposed scope of work in this contract remain the property of the Seller.

Site Access: The Buyer agrees to provide unobstructed, passable access to the job site. Additional delivery charges of $140 per load will apply for any material that is unable to be delivered due to inaccessible site conditions.

Insurance: It is the responsibility of the Buyer to obtain adequate Builders Risk Insurance. The Seller will in no way assume responsibility of damages caused to the structure and components stated in this contract or any other surrounding properties or contents of that property as a result of fires, floods, storms, tornadoes, earthquakes, acts of God, or other causes beyond their control.

Ministry of Environment or Equivalent: Any issues or additional cost related to the Ministry of Environment and additional costs are the responsibility of the Buyer, quotation is based on a conventional storm water management system consisting of storm water pipe discharging into pond, and a straight forward discharge pipe into municipal drain.

Validity: The price as quoted is valid for 14 days from the date listed on the front page of this document.

Alterations and Extra Work: No alterations or deviations to the contract shall be binding unless agreed upon in writing between the authorized representative of both the Seller and the Buyer. Any changes made and agreed upon as set out above shall be due and payable under the same conditions as described above.

Overdue Payments: Invoices and Holdbacks are payable under the terms and conditions described above. Overdue Invoices and Holdbacks will be subject to a 10% interest penalty, calculated monthly on the outstanding amount from the date the payment was due.

Warranty: all materials as described in this proposal are covered by their Manufacturers' Standard Warranties.

Minimum Greenhouse Temperature: A minimum temperature of 12 degrees Celsius must be maintain inside the greenhouse to adequately melt any accumulated snow on the roof, failure to do so will void any and all warranties.

D

Thermo Energy Systems Inc. 2035 Spinks Drive, Kingsville, Ontario, N9Y2E5, Phone: (519)-322-0388, Fax: (519)-322-0389

ThermoEnergy
SYSTEMS INC.

Quotation Number	:	**Q1624LV-1**
Quotation Prepared for	:	**Golden Fresh Farms**
Date	:	**July 14 2016**
Project Outline	:	**Installation of Low voltage cabling.**

Thermo Energy Systems Inc. 2035 Spinks Drive, Kingsville, Ontario, N9Y2E5, Phone: (519)-322-0388, Fax: (519)-322-0389

ThermoEnergy SYSTEMS INC.

Scope

Install only low voltage cabling from control panels to all hoogendoorn sensors and equipment.
Install only low voltage cabling to control circulation pumps for heating system in greenhouse.
Install only low voltage cabling to control ventilation motors in greenhouse.
Install only low voltage cabling to control screening motors in greenhouse.
Install only low voltage cabling in boiler room to all hoogendoor sensors.
Install only low voltage cabling in boiler room to control circulation pumps.
Install only low voltage cabling in irrigation room to control irrigation equipment.
Install only low voltage cabling in greenhouse to control lighting system.

EXCLUSIONS

- Any and all sensors.
- Any and all low voltage cabling.
- Hoogendoorn control panels.
- Commissioning of hoogendoorn controls.

Pricing

Total investment for scope as described above.....$80,000.00USD

Signature: _____ **Date:** 14/7/2016
Buyer:

Golden Fresh Farms
Wapakoneta Ohio

Signature: _____ **Date:** _____
Seller:

Thermo Energy Systems
2035 Spinks Drive
Kingsville On,
N9Y 2E5 Canada

E

Thermo Energy Systems Inc. 2035 Spinks Drive, Kingsville, Ontario, N9Y2E8, Phone: (519)-322-0388, Fax: (519)-322-0389

ThermoEnergy
SYSTEMS INC.

Quotation Number: **Q1624- Bogaerts**

Quotation Prepared for: **Golden Fresh Farms**

Date: **July 14 2016**

Thermo Energy Systems Inc. 2035 Spinks Drive, Kingsville, Ontario, N9Y2E5, Phone: (519)-322-0388, Fax: (519)-322-0389

ThermoEnergy SYSTEMS INC.

Bogaerts Induction Wire System

Supply and install Bogaerts Induction wire system:

Induction cable complete installed	approx. 1250 meters



Stop position for unloading	1pcs
PLC T-link in concrete	1pcs
PLC-X link in concrete	1pcs
Extra detection coil complete installed	4pcs
Generator for control induction cable steering type 1	2pcs

Power Bee automatic 400Ah

Technical info :

Length excl bumper and pullbar	=	1.7m
Length inc bumper and pullbar	=	1.9m
Width	=	0.88m
Height	=	1.38m
Full traction batteries	=	400Ah

Incudes

Towbar	=	3pcs
Battery charger	=	3pcs
Interval steering installed on power bee	=	3pcs
Cart stop with box for stopping the carts	=	3pcs

Total Price..... $116,114.00 USD

Date: 14/2016

Customer Signature:

Thermo Energy Systems Inc. 3035 Spinks Drive, Kingsville, Ontario, N9Y2E8, Phone: (519)-322-0388, Fax: (519)-322-0389

ThermoEnergy SYSTEMS INC.

Scouting carts

2pcs Electric pipe rail trolley Qi-Lift Z351 scout CTC 600 TD 51



- operating grip mounted above control panel
- easy control of the speed by right hand accelerator
- easy control of the steering by left hand

Platform

- water resistant stainless steel footpedal
- wide gates at the front and back side of the cart
- yellow colored middle tube in both gates to recognize Qi-Lift Z from distance
- solid operating switches and battery indicator build-in in the gate
- strong and unbreakable speed regulator
- toolbox build-in in the gate
- rounded edges so no plant damage can occur

Hydraulic scissor

- very stable double hydraulic scissor
- powered by one hydraulic cylinder
- all joints with plastic bushings and grease nipples
- high speed up and down included with a soft start/stop independent of the load
- guide mechanism integrated at the bottom of chassis
- maximum drive speed shall be reduced automatic at platform height above 2500 mm
- minimum height 490 mm
- maximum height 3500 mm
- maximum load 250 Kg
- rounded edges so that no plant damage can occur

Wheel driving

- broad plastic wheels to protect the concrete path
- maintenance-free gearbox for driving (no chain)
- cruise control speed regulator which guaranty 100 % accurate speed
- boost button provides extra speed up to 110 m/min

Chassis

- four strong rubber corners
- very smooth finish and no protruding fasteners
- easy access to the battery, full traction battery 115 Ah
- extra operating panel integrated in chassis (battery charging plug/scissor up and down/main switch)
- width of chassis 762 mm
- length of chassis 2035 mm
- included tilt sensor, required for CE norm

Total Price.....$20,356.00 USD

Date: 7/14/2016

Customer Signature: _____

Golden Fresh Farms $19,370,103.00									
Date	Invoice	Description	Amount	HST on Total	Total		USD Amount Paid	Date Paid	Balance Owing
April 18/16	13079	Deposit 35% (Greenhouse 18.8 Acres)	$ 6,779,535.70		$ 6,779,535.70		$1,000,000.00	Apr 20/16	
Sept 15/16	13217	Sept 8/16 Progress Draw	$ 3,865,076.30		$ 3,865,076.30		$ 3,500,000.00	Apr 20/16	
Nov 17/16	13275	Nov 4/16 Progress Draw	$ 3,393,389.20		$ 3,393,389.20		$ 3,436,000.00	May 3/16	
Dec 9/16	13317	Dec 13/16 Progress Draw	$ 1,636,162.50		$ 1,636,162.50		$ 3,779,535.70	Jun 6/16	
Feb 10/17	13380	Contract invoiced to 100%	$ 1,692,918.60		$ 1,692,918.60		$ 3,865,076.30	Oct 14/16	
					$ -		$ 3,393,389.20	Nov 30/16	
					$ -		$ 2,747,358.50	Jan 6/17	
							$ 881,825.80	Mar 10/17	
							$ 780,000.00	Mar 16/17	
		Totals (100%)	$ 19,370,103.00	$ -	$ 19,370,103.00		$ 18,377,185.40		$992,918.60
		Total $1,881,825.00 (100%)							
June 8/16	13110	Deposit 35% (26,000 SF Service Building) 35%	$ 658,641.20				$ 658,641.20	July 12/16	
Sept 7/16	13198	20%	$ 396,367.00				$ 396,009.25	Oct 4/16	$460.00
Nov 4/16	13276	45%	$ 826,825.80				$ 891,825.80	Mar 6/17	$0.00
							$ 3,857.75	Mar 6/17	
		Total $748,883.00 (100%)							
Oct 3/16	13233	400V transformers & switchgears	$ 374,441.50				$ 374,441.50	Dec 2/16	
		for lighting system (50%)							
Dec 9/16	13305	45%	$ 299,553.20						
Feb 10/17	13377	10%	$ 74,888.80						$374,441.50
		Total $80,000.00 (100%)							
		Low Voltage Extra							
Aug 3/16	13146	35%	$ 28,000.00						
Sept 7/16	13196	20%	$ 16,000.00						
Dec 9/16	13306	35%	$ 28,000.00						
Feb 10/17	13379	10%	$ 8,000.00						$80,000.00
		Total $136,472.00 (100%)							
Aug 3/16	13147	Rogerth Induction Wire System & 35%	$ 47,765.20						
		Scouting Carts							
Dec 9/16	13307	55%	$ 75,059.60						
Feb 10/17	13379	10%	$ 13,647.20						$136,472.00
		Total $12,464.20 (100%)							
		Extra 10 Harvesting Carts							
Dec 9/16	13308	90%	$ 11,217.78						
Feb 10/17	13380	10%	$ 1,246.42						$12,464.20
		Total $76,462.00 (100%)							
		Extra CO2 for P2&3							
Oct 25/16	13251	100%	$ 76,462.00						$76,462.00
		Total $40,000.00 (100%)							
		Installation							
Dec 9/16	13309	90%	$ 36,000.00						
Feb 10/17	13381	10%	$ 4,000.00						$40,000.00
		Total $103,756.04 (100%)							
Oct 26/16	13253	Extra storm water infrastructure for P2	$ 103,756.04						$103,756.04
		Total $16,500.00 (100%)							
Oct 26/16	14254	House Demolition	$ 16,500.00						$16,500.00
		Total $46,000.00 (100%)							
		1200 amp to 2000 amp service upgrade							
Dec 9/16	13312	90%	$ 41,400.00						
Feb 10/17	13382	10%	$ 4,600.00						$46,000.00
		Total $8,038.38 (100%)							
		Upgrade to spray cart equipment							
Dec 9/16	13313	90%	$ 8,890.95						
Feb 10/17	13383	10%	$ 881.33						$8,029.28
		Total $7,500.00 (100%)							
		Upgrade to PE pipe for irrigation main lines							
Dec 9/16	13314	90%	$ 6,750.00						
Feb 10/17	13384	10%	$ 750.00						$7,500.00
		Total $10,500.00 (100%)							
		Municipal waterline to							
Dec 9/16	13315	90%	$ 9,532.00						
Feb 10/17	13385	10%	$ 1,058.00						$10,589.00

KC

		Total $568,740.00 - CDN (100%)								
		Connexio Bunkhouse								
Oct 26/16	13248		100%	$ 568,740.00						
Feb 1-18	13389	G/T paid Connexio directly Feb 8/17		[$50,000.00]						
Aug 14/17	13248 Cr	Credit - reversed Invoice # 13248		$ [518,740.00]						$0.00 Cdn
		Total $115,000.00 - CDN (100%)								
		Connexio Copier Office								
Oct 26/16	13249		60%	$ 69,000.00						
Dec 9/16	13316		30%	$ 34,500.00						
Jan 11/17	13345		10%	$ 11,500.00						
Jan 21/17	13351	CREDIT - Reversed Invoices		$ [115,000.00]						$0.00
		Credit $92,000.00 USD								
Oct 26/16	13290	Service Building Wall		$ [92,000.00]						-$92,000.00
		Credit $320,000.00 - USD								
Oct 26/16	13251	Bunkhouse Credit		$ [320,000.00]						-$320,000.00
		Total $7,268.00 (100%)								
		Waterline for Bunkhouse								
Dec 9/16	13318		90%	$ 6,541.20						
Feb 10/17	13386		10%	$ 726.80						$7,268.00
		Total $55,000.00 (100%)								
		Bunkhouse Electrical Hookup								
Dec 9/16	13319		90%	$ 49,500.00						
Feb 10/17	13387		10%	$ 5,500.00						$55,000.00
		Entries - USD								
Mar 31/17	13496		100%	$ 418,247.00						$418,247.00
Apr 11/17	13544	Packing Stands	100%	$ 415.45						$415.45
		Pond Water Pump Total $24,232.00 USD								
May 8/17	18580		35%	$ 8,481.20						$8,481.20
			65%	$ 15,750.80				not invoiced yet		$15,750.80
		Extra's - May 30/17								
May 30/17	13577		100%	$ 166,492.01						$166,492.01

	Total USD	$2,166,392.00 USD
May 11/17 Payment		-$644,779.62 USD
May 4/17 Payment		-$78,452.00 USD
June 30/17 Payment		-$179,308.91 USD
Aug 11/17 Payment		-$860,000.00 USD
Invoice # 13677		$420,000.00 USD
Connexion Bunkhouse		
	Total USD	$793,551.55 USD
Invoice # 13946		$253,313.00 USD
Invoice # 14002		$736.44 USD
Invoice # 14202		$1,096.00 USD
	Total USD	$847,595.99 USD

KC

ThermoEnergy SYSTEMS INC.

2035 Spinks Drive, Kingsville, ON N9Y 2E5
phone: 519.322-0388 fax: 519.322.0389
email: admin@thermoenergy.ca

INVOICE

13076

04/18/2016

SOLD TO

Golden Fresh Farms

SHIP TO

Golden Fresh Farms

ITEM NO.	QUANTITY	UNIT	DESCRIPTION	GST	PST	UNIT PRICE	AMOUNT
	35	%	Phase 1 Greenhouse 18.6 Acres Deposit			193,701.02	6,779,535.70
			Subtotal:				6,779,535.70

COMMENTS:

HST Registration # 828304543 RT0001

TOTAL ▶ 6,779,535.70

KC

ThermoEnergy
SYSTEMS INC.

2035 Spinks Drive, Kingsville, ON N9Y 2E5
phone: 519.322.0388 fax: 519.322.0389
email: admin@thermoenergy.ca

INVOICE

13217

09/19/2016

1 of 1

SOLD TO: Golden Fresh Farms

SHIP TO: Golden Fresh Farms

ITEM NO.	QUANTITY	UNIT	DESCRIPTION	GST	PST	UNIT PRICE	AMOUNT
			Sept 6, 2016 Progress Draw				3,865,076.30
			Subtotal:				3,865,076.30

payment rec'd: Oct 4/16
$ 3,865,076.30

COMMENTS:
GST Registration # 826304543 RT0001

TOTAL ▷ 3,865,076.30

KC

ThermoEnergy SYSTEMS INC.

2035 Spinks Drive, Kingsville, ON N9Y 2E6
phone: 519.322.0388 fax: 519.322.0389
email: admin@thermoenergy.ca

INVOICE

13275

11/17/2016

SOLD TO

Golden Fresh Farms - USD

SHIP TO

Golden Fresh Farms - USD

ITEM NO.	QUANTITY	UNIT	DESCRIPTION	GST	PST	UNIT PRICE	AMOUNT
			Nov 4, 2016 Walk Thru Progress Draw				3,393,389.10
			Subtotal:				3,393,389.10

COMMENTS:

GST Registration # 828304543 RT0001

TOTAL 3,393,389.10

KC

ThermoEnergy SYSTEMS INC.

2035 Spinks Drive, Kingsville, ON N9Y 2E5
phone: 519.322.0366 fax: 519.322.0369
email: admin@thermoenergy.ca

INVOICE

13317

12/09/2016

SOLD TO

Golden Fresh Farms - USD

SHIP TO

Golden Fresh Farms - USD

ITEM NO.	QUANTITY	UNIT	DESCRIPTION	GST	PST	UNIT PRICE	AMOUNT
			Dec 13/16 Progress Draw				3,639,182.30
			Subtotal				3,639,182.30

COMMENTS:

T Registration # 828304643 RT0001

TOTAL ▶ 3,639,182.30

ThermoEnergy
SYSTEMS INC.

2835 Solinka Drive, Kingsville, ON N9Y 2E5
phone: 519.322.0388 fax: 519.322.0389
email: admin@thermoenergy.ca

INVOICE

13388

02/10/2017

SOLD TO
Golden Fresh Farms - USD
Tony Ingratta

SHIP TO
Golden Fresh Farms - USD
Tony Ingratta

ITEM NO.	QUANTITY	UNIT	DESCRIPTION	GST	PST	UNIT PRICE	AMOUNT
			6 Greenhouse Contract $19,370,102.00				
			Contract is now invoiced to 100%				1692,918.60
			Sub total				1692,918.60

COMMENTS:
Rec'd on Inv. # 62880-6431RTC001

TOTAL 1692,918.60

KC

ThermoEnergy SYSTEMS INC.

2035 Spinks Drive, Kingsville, ON N9Y 2E5
phone: 519.322.0988 fax: 519.322.0989
email: admin@thermoenergy.ca

INVOICE

13113

06/06/2016

SOLD TO

Golden Fresh Farms

SHIP TO

Golden Fresh Farms

ITEM NO.	QUANTITY	UNIT	DESCRIPTION	GST	PST	UNIT PRICE	AMOUNT
			28,000 SF Service Building Total Contract $1,981,835.00 USD				
	35	%	Deposit			19,818.3486	693,642.20
			Subtotal:				693,642.20

COMMENTS:

HST Registration # 828304543 RT0001

TOTAL ▶ 693,642.20

KC

ThermoEnergy SYSTEMS INC.

2095 Spinks Drive, Kingsville, ON N9Y 2E5
phone: 519.322.0388 fax: 519.322.0389
email: admin@thermoenergy.ca

INVOICE

13198

09/07/2016

SOLD TO

Golden Fresh Farms

SHIP TO

Golden Fresh Farms

ITEM NO.	QUANTITY	UNIT	DESCRIPTION	GST	PST	UNIT PRICE	AMOUNT
			26,000 SF Service Building Total Contract $1,981,835.00 USD				
	20	%				19,818.35	396,367.00
			Contract is now invoiced to 56%				
			Subtotal:				396,367.00

COMMENTS:

GST Registration # 828304543 RT0001

TOTAL $ 396,367.00

KC

ThermoEnergy SYSTEMS INC.

2035 Spinks Drive, Kingsville, ON N9Y 2E5
phone: 519.322-0388 fax: 519.322.0389
email: admin@thermoenergy.ca

INVOICE

13276

11/04/2016

SOLD TO: Golden Fresh Farms - Cdn

SHIP TO: Golden Fresh Farms - Cdn

ITEM NO.	QUANTITY	UNIT	DESCRIPTION	GST	PST	UNIT PRICE	AMOUNT
			26,000 SF Service Building Total Contract $1,981,836.00 USD				1,981,836.00
			Less invoice # 13113 dated 06/06/2016				-693,642.20
			Less invoice # 13198 dated 09/07/2016				-396,367.00
			Subtotal:				891,825.80

COMMENTS:

HST Registration # 828304543 RT0001

TOTAL ▶ 891,825.80

KC

ThermoEnergy SYSTEMS INC.

2035 Spinks Drive, Kingsville, ON N9Y 2E5
phone: 519.322.0389 fax: 519.322.0389
email: admin@thermoenergy.ca

INVOICE

13233

10/03/2016

SOLD TO: Golden Fresh Farms

SHIP TO: Golden Fresh Farms

ITEM NO.	QUANTITY	UNIT	DESCRIPTION	GST	PST	UNIT PRICE	AMOUNT
	50		400V Transformers and Switchgears for Lighting System Total Contract $746,883.00 USD			7,488.83	374,441.50
			Subtotal				374,441.50

Contract Number
Quotation Prepared for
Date
Project Office

Golden Fresh Farms
Oct 03 2016
400V transformers and switchgears for Lighting Systems

COMMENTS:
Shipping Ref #: 826304543 RT0001

TOTAL 374,441.50

KC

October 03, 2016

ThermoEnergy SYSTEMS INC.

2035 Spinks Drive, Kingsville, ON N9Y 2E5
phone: 519.322.0388 fax: 519.322.0389
email: admin@thermoenergy.ca

INVOICE

13305

12/09/2018

SOLD TO

Golden Fresh Farms - USD

SHIP TO

Golden Fresh Farms - USD

ITEM NO.	QUANTITY	UNIT	DESCRIPTION	GST	PST	UNIT PRICE	AMOUNT
			600 V Transformers & Switchgears Total Contract $748,863.00				
	40	%	Progress Draw			7,488.83	299,553.20
			Contract has now been invoiced to 90%				
			Subtotal				299,553.20

COMMENTS:

Registration # 528304543RT0001

TOTAL ▶ 299,553.20

KC

ThermoEnergy
SYSTEMS INC.

2035 Spinks Drive, Kingsville, ON N9Y 2E5
phone: 519.322-0388 fax: 519.322.0389
email: admin@thermoenergy.ca

INVOICE

13377

02/10/2017

SOLD TO

Golden Fresh Farms - USD
Tony Ingratta

SHIP TO

Golden Fresh Farms - USD
Tony Ingratta

ITEM NO.	QUANTITY	UNIT	DESCRIPTION	GST	PST	UNIT PRICE	AMOUNT
			400 V Transformers & Switchgears for Ligting System - Total Contract $748,883.00				
	10	%	Contract has now been invoiced to 100%			7,488.83	74,888.30
			Subtotal:				74,888.30

COMMENTS:

HST Registration # 828304543 RT0001

TOTAL ▶ 74,888.30

KC

ThermoEnergy
SYSTEMS INC.

2035 Spinks Drive, Kingsville, ON N9Y 2E5
phone: 519.322-0388 fax: 519.322.0389
email: admin@thermoenergy.ca

INVOICE

13146

08/03/2016

SOLD TO

Golden Fresh Farms

SHIP TO

Golden Fresh Farms

ITEM NO.	QUANTITY	UNIT	DESCRIPTION	GST	PST	UNIT PRICE	AMOUNT
	35	%	Installation of Low Voltage Cabling otal Contract $80,000.00 USD			800.00	28,000.00
			Contract is now Invoice to 35%				
			Subtotal:				28,000.00

COMMENTS:

T Registration # 828304543 RT0001

TOTAL ▶ 28,000.00

KC

ThermoEnergy
SYSTEMS INC.

2036 Spinks Drive, Kingsville, ON N9Y 2E6
phone: 519.322.0388 fax: 519.322.0389
email: admin@thermoenergy.ca

INVOICE

13199

09/07/2016

SOLD TO

Golden Fresh Farms

SHIP TO

Golden Fresh Farms

ITEM NO.	QUANTITY	UNIT	DESCRIPTION	GST	PST	UNIT PRICE	AMOUNT
			Installation of Low Voltage Cabling Total Contract $80,000.00 USD				
	20	%	Contract is now invoiced to 55%			800.00	16,000.00
			Subtotal				16,000.00

COMMENTS:

HST Registration # 828304543 RT0001

TOTAL 16,000.00

KC

ThermoEnergy
SYSTEMS INC.

2035 Spinks Drive, Kingsville, ON N9Y 2E5
phone: 519.322.0388 fax: 519.322.0389
email: admin@thermoenergy.ca

INVOICE

13305

12/09/2016

SOLD TO

Golden Fresh Farms - USD

SHIP TO

Golden Fresh Farms - USD

ITEM NO.	QUANTITY	UNIT	DESCRIPTION	GST	PST	UNIT PRICE	AMOUNT
			Low Voltage Extra				
			Total Contract $80,000.00				
	35	%	Progress Draw			800.00	28,000.00
			Contract has now been invoiced to 80%				
			Subtotal				28,000.00

COMMENTS:

HST Registration #:828304643 RT0001

TOTAL ▶ 28,000.00

KC

ThermoEnergy SYSTEMS INC.

2033 Sprks Drive Kingsville ON N9Y 2E5
phone: 519.322.0398 fax: 519.322.0389
email: admin@thermoenergy.ca

INVOICE

13378

02/10/2017

SOLD TO
Golden Fresh Farms - USD
Tony Ingratta

SHIP TO
Golden Fresh Farms - USD
Tony Ingratta

ITEM NO.	QUANTITY	UNIT	DESCRIPTION	GST	PST	UNIT PRICE	AMOUNT
			Low Voltage Extra - Total Contract $80,000.00				
	10		Contract shown invoiced at 100%			800.00	8,000.00
			Sub total				8,000.00

COMMENTS

TOTAL ▷ 8,000.00

ThermoEnergy
SYSTEMS INC.

2035 Spinks Drive, Kingsville, ON N9Y 2E5
phone: 519.322-0369 fax: 519.322.0369
email: admin@thermoenergy.ca

INVOICE

13147

08/03/2016

SOLD TO

Golden Fresh Farms - USD

SHIP TO

Golden Fresh Farms

ITEM NO.	QUANTITY	UNIT	DESCRIPTION	GST	PST	UNIT PRICE	AMOUNT
			Bogaerts Induction Wire System $116,114.00 USD **Scouting Carts $20,358.00 USD**				
	35	%	**Total Contract $136,472.00**			1,364.72	47,765.20
			Contract is now invoiced to 35%				
			Subtotal:				47,765.20

COMMENTS:

HST Registration # 828304543 RT0001

TOTAL ▶ 47,765.20

KC

ThermoEnergy SYSTEMS INC.

2035 Spinks Drive, Kingsville, ON N9Y 2E5
phone: 519.322-0388 fax: 519.322.0389
email: admin@thermoenergy.ca

INVOICE

13307

12/09/2016

SOLD TO

Golden Fresh Farms - USD

SHIP TO

Golden Fresh Farms - USD

ITEM NO.	QUANTITY	UNIT	DESCRIPTION	GST	PST	UNIT PRICE	AMOUNT
			Bogaerts Induction Wire System & Scouting Carts Total Contract $136,472.00				
	55	%	Progress Draw			1,364.72	75,059.60
			Contract has now been invoiced to 90%				
			Subtotal:				75,059.60

COMMENTS:

HST Registration # 828304543 RT0001

TOTAL ▶ 75,059.60

KC

ThermoEnergy SYSTEMS INC.

2035 Spinks Drive, Kingsville, ON N9Y 2E5
phone: 519.322.0388 fax: 519.322.0389
email: admin@thermoenergy.ca

INVOICE

13379

02/10/2017

SOLD TO
Golden Fresh Farms - USD
Tony Ingratta

SHIP TO
Golden Fresh Farms - USD
Tony Ingratta

ITEM NO.	QUANTITY	UNIT	DESCRIPTION	GST	PST	UNIT PRICE	AMOUNT
			Bogaerts Induction Wire Systems & Scouting Carts - Total Contract $136,472.00				
	10	%	Contract has now been invoiced to 100%			1,364.72	13,647.20
			Subtotal:				13,647.20

COMMENTS:
HST Registration # 828304543 RT0001

TOTAL ▶ 13,647.20

KC

ThermoEnergy SYSTEMS INC.

2035 Spinks Drive, Kingsville, ON N9Y 2E5
phone: 519.322.0388 fax: 519.322.0389
email: admin@thermoenergy.ca

INVOICE

13305

12/09/2016

SOLD TO

Golden Fresh Farms - USD

SHIP TO

Golden Fresh Farms - USD

ITEM NO.	QUANTITY	UNIT	DESCRIPTION	GST	PST	UNIT PRICE	AMOUNT
			Extra 10 Harvesting Carts Total Contract $12,464.20				
	90	%	Progress Draw			124.642	11,217.78
			Contract has now been invoiced to 90%				
			Subtotal:				11,217.78

COMMENTS:

GST Registration # 828304543 RT0001

TOTAL ▶ 11,217.78

KC

ThermoEnergy SYSTEMS INC.

2035 Spinks Drive, Kingsville, ON N9Y 2E5
phone: 519.322-0388 fax: 519.322.0389
email: admin@thermoenergy.ca

INVOICE

13380

02/10/2017

SOLD TO
Golden Fresh Farms - USD
Tony Ingratta

SHIP TO
Golden Fresh Farms - USD
Tony Ingratta

ITEM NO.	QUANTITY	UNIT	DESCRIPTION	GST	PST	UNIT PRICE	AMOUNT
			Extra 10 Harvesting Carts - Total Contract $12,464.20				
	10	%	Contract is now invoiced to 100%			124.642	1,246.42
			Subtotal:				1,246.42

COMMENTS:
HST Registration # 828304543 RT0001

TOTAL ▶ 1,246.42

KC

ThermoEnergy SYSTEMS INC.

2035 Spinks Drive, Kingsville, ON N9Y 2E5
phone: 519.322.0388 fax: 519.322.0389
email: admin@thermoenergy.ca

INVOICE

13251

10/26/2016

SOLD TO

Golden Fresh Farms - USD

SHIP TO

Golden Fresh Farms - USD

ITEM NO.	QUANTITY	UNIT	DESCRIPTION	GST	PST	UNIT PRICE	AMOUNT
			Extra C02 for Phase 2&3 - USD (labour to install will be invoiced separately)				76,462.00
			Subtotal:				76,462.00

COMMENTS:

GST Registration # 828304543 RT0001

TOTAL ▶ 76,462.00

KC

ThermoEnergy SYSTEMS INC.

2035 Spinks Drive, Kingsville, ON N9Y 2E5
phone: 519.322.0388 fax: 519.322.0389
email: admin@thermoenergy.ca

INVOICE

13309

12/09/2016

SOLD TO: Golden Fresh Farms - USD

SHIP TO: Golden Fresh Farms - USD

ITEM NO.	QUANTITY	UNIT	DESCRIPTION	GST	PST	UNIT PRICE	AMOUNT
			Extra C02 for P2 & 3 Total Contract $76,462.00 Contract has been invoiced to 100%				
	90	%	Installation Total Contract $40,000.00 Progress Draw Contract has now been invoiced to 90%				36,000.00
			Subtotal:				36,000.00

COMMENTS:

HST Registration # 828304543 RT0001

TOTAL ▶ 36,000.00

KC

ThermoEnergy SYSTEMS INC.

2035 Spinks Drive, Kingsville, ON N9Y 2E5
phone: 519.322-0388 fax: 519.322.0389
email: admin@thermoenergy.ca

INVOICE

13381

02/10/2017

SOLD TO
Golden Fresh Farms - USD
Tony Ingratta

SHIP TO
Golden Fresh Farms - USD
Tony Ingratta

ITEM NO.	QUANTITY	UNIT	DESCRIPTION	GST	PST	UNIT PRICE	AMOUNT
			Extra C02 for P2&3 - Installation Total Contract $40,000.00				
	10	%	Contract is now invoiced to 100%			400.00	4,000.00
			Subtotal:				4,000.00

COMMENTS:
HST Registration # 828304543 RT0001

TOTAL ▶ 4,000.00

KC

ThermoEnergy SYSTEMS INC.

2035 Spinks Drive, Kingsville, ON N9Y 2E5
phone: 519.322.0388 fax: 519.322.0389
email: admin@thermoenergy.ca

INVOICE

13252

10/26/2016

SOLD TO

Golden Fresh Farms - USD

SHIP TO

Golden Fresh Farms - USD

ITEM NO.	QUANTITY	UNIT	DESCRIPTION	GST	PST	UNIT PRICE	AMOUNT
			Extra storm water infrastructure for P2 - USD				102,756.04
			Subtotal:				102,756.04

COMMENTS:

GST Registration # 828304543 RT0001

TOTAL ▶ 102,756.04

KC

ThermoEnergy
SYSTEMS INC.

2035 Spinks Drive, Kingsville, ON N9Y 2E5
phone: 519.322.0388 fax: 519.322.0389
email: admin@thermoenergy.ca

INVOICE

13253

10/25/2016

SOLD TO

Golden Fresh Farms - USD

SHIP TO

Golden Fresh Farms - USD

ITEM NO.	QUANTITY	UNIT	DESCRIPTION	GST	PST	UNIT PRICE	AMOUNT
			House Demolition - USD				16,500.00
			Subtotal:				16,500.00

COMMENTS:
HST Registration # 828304543 RT0001

TOTAL ▶ 16,500.00

KC

ThermoEnergy SYSTEMS INC.

8035 Spinks Drive, Kingsville, ON N9Y 2E5
phone: 519.322.0388 fax: 519.322.0389
email: admin@thermoenergy.ca

INVOICE

13312

12/09/2016

SOLD TO

Golden Fresh Farms - USD

SHIP TO

Golden Fresh Farms - USD

ITEM NO.	QUANTITY	UNIT	DESCRIPTION	GST	PST	UNIT PRICE	AMOUNT
			1200 Amp to 2000 Amp Service Upgrade Total Contract $46,000.00				
	90	%	Progress Draw			460.00	41,400.00
			Contract has now been invoiced to 90%				
			Subtotal:				41,400.00

COMMENTS:

HST Registration # 828304543 RT0001

TOTAL ▶ 41,400.00

KC

ThermoEnergy
SYSTEMS INC.

2035 Spinks Drive, Kingsville, ON N9Y 2E5
phone: 519.322.0399 fax: 519.322.0389
email: admin@thermoenergy.ca

INVOICE

13382

02/10/2017

SOLD TO
Golden Fresh Farms - USD
Tony Ingratta

SHIP TO
Golden Fresh Farms - USD
Tony Ingratta

ITEM NO.	QUANTITY	UNIT	DESCRIPTION	GST	PST	UNIT PRICE	AMOUNT
			1200 amp to 2000 amp service upgrade Total Contract $46,000.00				
	10	%	Contract is now invoiced to 100%			460.00	4,600.00
			Subtotal:				4,600.00

COMMENTS:
HST Registration # 826304543 RT0001

TOTAL ▶ 4,600.00

RC

ThermoEnergy SYSTEMS INC.

2035 Spinks Drive, Kingsville, ON N9Y 2E5
phone: 519.322-0388 fax: 519.322.0389
email: admin@thermoenergy.ca

INVOICE

13313

12/09/2016

SOLD TO

Golden Fresh Farms - USD

SHIP TO

Golden Fresh Farms - USD

ITEM NO.	QUANTITY	UNIT	DESCRIPTION	GST	PST	UNIT PRICE	AMOUNT
			Upgrade to Spray Cart Equipment Total Contract $8,923.28				
	90	%	Progress Draw			89.2328	8,030.95
			Contract has now been invoiced to 90%				
			Subtotal:				8,030.95

COMMENTS:

HST Registration # 828304543 RT0001

TOTAL ▶ 8,030.95

KC

ThermoEnergy SYSTEMS INC.

2035 Spirks Drive, Kingsville, ON N9Y 2E5
phone: 519.322.0398 fax: 519.322.0389
email: admin@thermoenergy.ca

INVOICE

13383

02/10/2017

SOLD TO
Golden Fresh Farms - USD
Tony Ingratta

SHIP TO
Golden Fresh Farms - USD
Tony Ingratta

ITEM NO.	QUANTITY	UNIT	DESCRIPTION	GST	PST	UNIT PRICE	AMOUNT
			Upgrade to spray cart equipment Total Contract $8,923.26				
	10	%	Contract is now invoiced to 100%			89.233	892.33
			Subtotal				892.33

COMMENTS:
HST Registration # 828304643 RT0001

TOTAL ▶ 892.33

KC

ThermoEnergy
SYSTEMS INC.

2035 Spinks Drive, Kingsville, ON N9Y 2E8
phone: 519.322.0388 fax: 519.322.0389
email: admin@thermoenergy.ca

INVOICE

13314

12/09/2016

SOLD TO

Golden Fresh Farms - USD

SHIP TO

Golden Fresh Farms - USD

ITEM NO.	QUANTITY	UNIT	DESCRIPTION	GST	PST	UNIT PRICE	AMOUNT
			Upgrade to PE Pipe for irrigation Main Lines Total Contract $7500.00				
	90	%	Progress Draw			75.00	6,750.00
			Contract has now been invoiced to 90%				
			Subtotal:				6,750.00

COMMENTS:

HST Registration # 828304543 RT0001

TOTAL ▶ 6,750.00

KC

ThermoEnergy SYSTEMS INC.

2035 Spinks Drive, Kingsville, ON N9Y 2E5
phone: 519.322-0389 fax: 519.322.0389
email: admin@thermoenergy.ca

INVOICE

13384

02/10/2017

SOLD TO
Golden Fresh Farms - USD
Tony Ingratta

SHIP TO
Golden Fresh Farms - USD
Tony Ingratta

ITEM NO.	QUANTITY	UNIT	DESCRIPTION	GST	PST	UNIT PRICE	AMOUNT
			Upgrade to PE pipe for Iffigation in main lines Total Contract $7,500.00				
	10	%	Contract is now invoiced to 100%			75.00	750.00
			Subtotal:				750.00

COMMENTS:
HST Registration # 828304543 RT0001

TOTAL ▶ 750.00

KC

ThermoEnergy SYSTEMS INC.

2035 Spinks Drive, Kingsville, ON N9Y 2E5
phone: 519.322.0388 fax: 519.322.0389
email: admin@thermoenergy.ca

INVOICE

13315

12/09/2016

SOLD TO: Golden Fresh Farms - USD

SHIP TO: Golden Fresh Farms - USD

ITEM NO.	QUANTITY	UNIT	DESCRIPTION	GST	PST	UNIT PRICE	AMOUNT
			Municipal Waterline Total Contract $10,580.00				
	90	%	Progress Draw			105.80	9,522.00
			Contract has now been invoiced to 90%				
			Subtotal:				9,522.00

COMMENTS:
HST Registration # 828304543 RT0001

TOTAL ▶ 9,522.00

KC

ThermoEnergy SYSTEMS INC.

2035 Spinks Drive, Kingsville, ON N9Y 2E5
phone: 519.322-0386 fax: 519.322.0385
email: admin@thermoenergy.ca

INVOICE

13385

02/10/2017

SOLD TO
Golden Fresh Farms - USD
Tony Ingratta

SHIP TO
Golden Fresh Farms - USD
Tony Ingratta

ITEM NO.	QUANTITY	UNIT	DESCRIPTION	GST	PST	UNIT PRICE	AMOUNT
			Municipal Waterline Total Contract $10,580.00				
	10	%	Contract is now invoiced to 100%			105.80	1,058.00
			Subtotal:				1,058.00

COMMENTS:
HST Registration # 828304543 RT0001

TOTAL ▶ 1,058.00

KC

ThermoEnergy SYSTEMS INC.

2035 Spinks Drive, Kingsville, ON N9Y 2E5
phone: 519.322.0388 fax: 519.322.0389
email: admin@thermoenergy.ca

INVOICE

13248

10/25/2016

SOLD TO

Golden Fresh Farms - Cdn

SHIP TO

Golden Fresh Farms - Cdn

ITEM NO.	QUANTITY	UNIT	DESCRIPTION	GST	PST	UNIT PRICE	AMOUNT
	100	%	Connexio Bunk House Total Contract $568,740.00	H		5,687.40	568,740.00
			Contract has now been invoiced to 100%				
			Subtotal:				568,740.00
			H - HST 13% HST				73,936.20

Aug 14/17
reversed invoice $518,740.00
(HST charged in error)

COMMENTS:

HST Registration # 828304543 RT0001

TOTAL ▶ 642,676.20

KC

ThermoEnergy SYSTEMS INC.

2035 Spinks Drive, Kingsville, ON N9Y 2E5
phone: 519.322-0388 fax: 519.322.0389
email admin@thermoenergy.ca

INVOICE

13389

02/13/2017

1 of 1

SOLD TO: Golden Fresh Farms - Cdn

SHIP TO: Golden Fresh Farms - Cdn

ITEM NO.	QUANTITY	UNIT	DESCRIPTION	GST	PST	UNIT PRICE	AMOUNT
			Feb 8, 2017 Golden Fresh Farms paid Connexio directly				-50,000.00
			Subtotal:				-50,000.00

COMMENTS:

HST Registration # 828304543 RT0001

TOTAL ▶ -50,000.00

KC

ThermoEnergy
SYSTEMS INC.

2035 Spinks Drive, Kingsville, ON N9Y 2E5
phone: 519.322.0388 fax: 519.322.0389
email: admin@thermoenergy.ca

INVOICE

13249

10/26/2016

SOLD TO

Golden Fresh Farms - Cdn

SHIP TO

Golden Fresh Farms - Cdn

ITEM NO.	QUANTITY	UNIT	DESCRIPTION	GST	PST	UNIT PRICE	AMOUNT
	60	%	Connexio Cooler Office Total Contract $115,000.00	H		1,150.00	69,000.00
			Contract is now invoiced to 60%				
			Subtotal:				69,000.00
			H - HST 13% HST				8,970.00

COMMENTS:

HST Registration # 828304543 RT0001

TOTAL ▶ 77,970.00

KC

ThermoEnergy
SYSTEMS INC.

2035 Spinks Drive, Kingsville, ON N9Y 2E5
phone: 519.322-0388 fax: 519.322.0389
email: admin@thermoenergy.ca

INVOICE

13316

12/09/2016

SOLD TO

Golden Fresh Farms - Cdn

SHIP TO

Golden Fresh Farms - Cdn

ITEM NO	QUANTITY	UNIT	DESCRIPTION	GST	PST	UNIT PRICE	AMOUNT
			Connexio Cooler Office Total Contract $115,000.00 CDN				
	30	%	Progress Draw	H		1,150.00	34,500.00
			Subtotal:				34,500.00
			H - HST 13% HST				4,485.00

COMMENTS:

HST Registration # 826304543 RT0001

TOTAL ▶ 38,985.00

KC

ThermoEnergy SYSTEMS INC.

2035 Sprinks Drive, Kingsville, ON N9Y 2E5
phone: 519.322.0388 fax: 519.322.0389
email: admin@thermoenergy.ca

INVOICE

13341

01/17/2017

SOLD TO

Golden Fresh Farms - Cdn

SHIP TO

Golden Fresh Farms - Cdn

ITEM NO.	QUANTITY	UNIT	DESCRIPTION	GST	PST	UNIT PRICE	AMOUNT
	10	%	Connexio Cooler Office - Total Contract $115,000.00 Contract is now invoiced to 100%	H		1,150.00	11,500.00
			Subtotal:				11,500.00
			H - HST 13% HST				1,495.00

COMMENTS:

HST Registration # 828304543 RT0001

TOTAL ▶ 12,995.00

KC

ThermoEnergy
SYSTEMS INC.

3035 Spinks Drive, Kingsville, ON N9Y 2E5
phone: 519.322.0388 fax: 519.322.0389
email: admin@thermoenergy.ca

INVOICE

13351

01/27/2017

SOLD TO

Golden Fresh Farms - Cdn

SHIP TO

Golden Fresh Farms - Cdn

ITEM NO	QUANTITY	UNIT	DESCRIPTION	GST	PST	UNIT PRICE	AMOUNT
			Credit for Connexio Office (Golden Fresh paid Connexio directly)	H			-115,000.00
			Subtotal:				-115,000.00
			H - HST 13% HST				-14,950.00

COMMENTS:

HST Registration # 828304543 RT0001

TOTAL ▶ -129,950.00

KC

ThermoEnergy
SYSTEMS INC.

2035 Spinks Drive, Kingsville, ON N9Y 2E5
phone: 519.322.0388 fax: 519.322.0389
email: admin@thermoenergy.ca

INVOICE

13250 - CREDIT

10/26/2016

SOLD TO

Golden Fresh Farms - USD

SHIP TO

Golden Fresh Farms - USD

ITEM NO.	QUANTITY	UNIT	DESCRIPTION	GST	PST	UNIT PRICE	AMOUNT
			Service Building Wall - CREDIT - USD				-92,000.00
			Subtotal:				-92,000.00

COMMENTS:

HST Registration # 828304543 RT0001

TOTAL ▶ -92,000.00

KC

ThermoEnergy SYSTEMS INC.

2035 Spinks Drive, Kingsville, ON N9Y 2E5
phone: 519.322-0388 fax: 519.322.0389
email: admin@thermoenergy.ca

INVOICE

13251 - CREDIT

10/26/2016

SOLD TO

Golden Fresh Farms - USD

SHIP TO

Golden Fresh Farms - USD

ITEM NO.	QUANTITY	UNIT	DESCRIPTION	GST	PST	UNIT PRICE	AMOUNT
			Bunkhouse CREDIT - USD				-320,000.00
			Subtotal:				-320,000.00

COMMENTS:

HST Registration # 828304543 RT0001

TOTAL ▶ -320,000.00

KC

ThermoEnergy SYSTEMS INC.

2035 Spinks Drive, Kingsville, ON N9Y 2E5
phone: 519.322-0388 fax: 519.322.0389
email: admin@thermoenergy.ca

INVOICE

13318

12/09/2016

SOLD TO

Golden Fresh Farms - USD

SHIP TO

Golden Fresh Farms - USD

ITEM NO.	QUANTITY	UNIT	DESCRIPTION	GST	PST	UNIT PRICE	AMOUNT
			Waterline for Bunkhouse Total Contract $7,268.00				
	90	%	Progress Draw			72.68	6,541.20
			Contract has now been invoiced to 90%				
			Subtotal:				6,541.20

COMMENTS:

UST Registration # 828304543 RT0001

TOTAL ▶ 6,541.20

KC

ThermoEnergy SYSTEMS INC.

2035 Spinks Drive, Kingsville, ON N9Y 2E5
phone: 519.322.0388 fax: 519.322.0389
email: admin@thermoenergy.ca

INVOICE

13386

02/10/2017

SOLD TO
Golden Fresh Farms - USD
Tony Ingratta

SHIP TO
Golden Fresh Farms - USD
Tony Ingratta

ITEM NO	QUANTITY	UNIT	DESCRIPTION	GST	PST	UNIT PRICE	AMOUNT
			Waterline for Bunkhouse Total Contract $7,268.00				
	10	%	Contract is now invoiced to 100%			72.68	726.80
			Subtotal:				726.80

COMMENTS:
GST Registration # 828304543 RT0001

TOTAL ▶ 726.80

KC

ThermoEnergy SYSTEMS INC.

2035 Spinks Drive, Kingsville, ON N9Y 2E5
phone: 519.322.0388 fax: 519.322.0389
email: admin@thermoenergy.ca

INVOICE

13319

12/09/2016

SOLD TO

Golden Fresh Farms - USD

SHIP TO

Golden Fresh Farms - USD

ITEM NO.	QUANTITY	UNIT	DESCRIPTION	GST	PST	UNIT PRICE	AMOUNT
			Bunkhouse Electrical Hookup Total Contract $55,000.00				
	90	%	Progress Draw			550.00	49,500.00
			Contract is now invoiced to 90%				
			Subtotal:				49,500.00

COMMENTS:

HST Registration # 828304543 RT0001

TOTAL ▶ 49,500.00

KC

ThermoEnergy
SYSTEMS INC.

2035 Spinks Drive, Kingsville, ON N9Y 2E5
phone: 519.322.0389 fax: 519.322.0369
email: admin@thermoenergy.ca

INVOICE

13387

02/10/2017

SOLD TO

Golden Fresh Farms - USD
Tony Ingratta

SHIP TO

Golden Fresh Farms - USD
Tony Ingratta

ITEM NO.	QUANTITY	UNIT	DESCRIPTION	GST	PST	UNIT PRICE	AMOUNT
			Bunkhouse Electrical Hookup Total Contract $55,000.00				
	10	%	Contract is now invoiced to 100%			550.00	5,500.00
			Subtotal:				5,500.00

COMMENTS:

HST Registration # 828304543 RT0001

TOTAL ▶ 5,500.00

KC

ThermoEnergy
SYSTEMS INC.

2035 Spinks Drive, Kingsville, ON N9Y 2E5
phone: 519.322-0988 fax: 519.322.0989
email: admin@thermoenergy.ca

INVOICE

13436

03/31/2017

SOLD TO
Golden Fresh Farms - USD
Tony Ingratta

SHIP TO
Golden Fresh Farms - USD
Tony Ingratta

ITEM NO.	QUANTITY	UNIT	DESCRIPTION	GST	PST	UNIT PRICE	AMOUNT
			Irrigation System upgrade to separate main lines to each zone				63,000.00
			Septic System for Bunkhouse				63,376.00
			Disinfection Unit				17,798.00
			Upgrade to Bunkhouse Service				68,000.00
			Bees Stand Receptacals				26,617.00
			Wiring for Packing Equipment				78,452.00
			Office extra above budget				102,001.00
			Subtotal:				419,247.00

COMMENTS:
HST Registration # 828304543 RT0001

TOTAL ▶ 419,247.00

KC

Thermo Energy Systems Inc.
2035 Spinks Drive
Kingsville ON N9Y 2E5
Canada

HST # 82830 4543 RT0001

Phone: 519-322-0388
Fax: 519-322-0389

INVOICE

Invoice: 13544

Page: 1 of 1
Date: 21/04/2017

Sold To:

Golden Fresh USD
102 Progress Drive
Wapakoneta OHIO 45895
USA

Ship To:

Golden Fresh USD
102 Progress Drive
Wapakoneta OHIO 45895
USA

PO Number: PaulM/Mar/13/17
Sales Rep: House Account
Packing Slip: 1289

Terms: Standard Terms &
Ordered: 13/03/2017

Ship Via: Best Way
Ship Date: 21/04/2017

Legal Number: 13544

Line	Part Number/Description	Revision	Quantity	Unit Price	Ext Price
1	Packing Stands Supply material and manufacture 15x packing stands as per drawing.		1.0000 LT *PO Number:* PaulM/Mar/13/17	435.45000 /1	435.45

Job No.: 002018-1-1

Payment Schedule		
	Due Date	Amount
1	21/04/2017	435.45
	Total	435.45

Total: 435.45 *USD*

ARForm:001:00

KC

Thermo Energy Systems Inc.
2035 Spinks Drive
Kingsville ON N9Y 2E5
Canada

HST # 82830 4543 RT0001

Phone: 519-322-0388
Fax: 519-322-0389

INVOICE

Invoice: 13560

Page: 1 of 1
Date: 09/05/2017

Sold To:

Golden Fresh USD
102 Progress Drive
Wapakoneta OHIO 45895
USA

Ship To:

Golden Fresh USD
102 Progress Drive
Wapakoneta OHIO 45895
USA

PO Number: Q1721
Sales Rep: House Account
Terms: Standard Terms &
Ordered: 04/05/2017
Ship Via: Best Way
Ship Date:

Legal Number: 13560

Line #	Part Number/Description	Revision	Quantity	Unit Price	Ext. Price
1	Pond pump ref Q1721, supply and install a pond pump and wire to pull water from the storm pond.		0.0000 *PO Number:* Q1721	0.00000 /1	8,481.20

Payment Schedule		
	Due Date	Amount
1	09/05/2017	8,481.20
	Total	8,481.20

Total: 8,481.20 *USD*

ARForm:001:00

KC

Thermo Energy Systems Inc.
2035 Spinks Drive
Kingsville ON N9Y 2E5
Canada

Phone: 519-322-0388
Fax: 519-322-0389

ThermoEnergy SYSTEMS INC.

INVOICE

Invoice: 13577

Page: 1 of 1
Date: 5/30/2017

Sold To:

Golden Fresh
102 Progress Drive
Wapakoneta OHIO 45895
USA

Ship To:

Golden Fresh
102 Progress Drive
Wapakoneta OHIO 45895
USA

PO Number:
Terms: Standard Terms &
Sales Rep: House Account
Ship Date: 5/30/2017

Legal Number: 13577

Line	Part Number/Description	Revision	Quantity	UM	Unit Price	Ext Price
1	Extra's - May 30, 2017		1.0000	EA	251,749.33000 /1	251,749.33
2	Credit		-1.0000	EA	85,257.32000 /1	-85,257.32

Total: 166,492.01 *USD*

Payment Schedule		
Number	Due Date	Amount
1	5/30/2017	166,492.01
	Total	166,492.01

ARForm001100

KC

Thermo Energy Systems Inc.
2035 Spinks Drive
Kingsville ON N9Y 2E5
Canada

HST # 82830 4543 RT0001

Phone: 519-322-0388
Fax: 519-322-0389

INVOICE

Invoice: 13677

Page: 1 of 1
Date: 14/08/2017

Sold To:

Golden Fresh USD
102 Progress Drive
Wapakoneta OHIO 45895
USA

Ship To:

Golden Fresh USD
102 Progress Drive
Wapakoneta OHIO 45895
USA

PO Number:
Terms: Standard Terms &
Sales Rep: House Account
Ship Date: 14/08/2017

Legal Number: 13677

Line	Part Number/Description	Revision	Quantity	Unit Price	Ext Price
1	Connexio reverse invoice # 13248		1.0000 EA	430,000.00000 /1	430,000.00

Payment Schedule

	Due Date	Amount
1	14/08/2017	430,000.00
	Total	430,000.00

Total: 430,000.00 *USD*

ARFsmn:001.00

KC

Thermo Energy Systems Inc.
2035 Spinks Drive
Kingsville ON N9Y 2E5
Canada

Phone: 519-322-0388
Fax: 519-322-0389

INVOICE

Invoice: 13946

Page: 1 of 1
Date: 2/22/2018

Sold To:

Golden Fresh
102 Progress Drive
Wapakoneta OHIO 45895
USA

Ship To:

Golden Fresh
102 Progress Drive
Wapakoneta OHIO 45895
USA

PO Number: MM20171212
Sales Rep: House Account
Packing Slip: 1668

Terms: Standard Terms &
Ordered: 12/13/2017

Ship Via: Best Way
Ship Date: 1/11/2018

Legal Number: 13946

	Item/Part Number/Description	Revision	Quantity	Unit Price	Ext Price
1	Well Filtration System Well Filtration System as outlined in Q1772		1.0000 EA ***PO Number:***	152,213.00000 /1 MM20171212	152,213.00

Job No.: 002381-1-1

Payment Schedule		
Due Date		Amount
1	2/22/2018	152,213.00
	Total	152,213.00

Total: 152,213.00 *USD*

ARForm:00100

KC

Thermo Energy Systems Inc.
2035 Spinks Drive
Kingsville ON N9Y 2E5
Canada

Phone: 519-322-0388
Fax: 519-322-0389

INVOICE

Invoice: 14002

Page: 1 of 2
Date: 22/03/2018

Sold To:

Golden Fresh
102 Progress Drive
Wapakoneta OHIO 45895
USA

Ship To:

Golden Fresh
102 Progress Drive
Wapakoneta OHIO 45895
USA

PO Number: IRR.Parts
Sales Rep: House Account
Packing Slip: 1761

Terms: Standard Terms &
Ordered: 12/01/2018

Ship Via: Best Way
Ship Date: 21/03/2018

Legal Number: 14002

Line	Item Number / Description	Revision	Quantity	Unit Price	Ext. Price
1	PVC ballvalve 32mm PVC ballvalve 32mm		1.0000 EA *PO Number:* IRR.Parts *Warehouse Code:* MAIN	10.59000 /1	10.59
2	PVC union 32 x 1¼" complete PVC union 32 x 1¼" complete with filter		1.0000 EA *PO Number:* IRR.Parts *Warehouse Code:* MAIN	2.91000 /1	2.91
3	PVC reducing ring 32x25mm PVC reducing ring 32x25mm		1.0000 EA *PO Number:* IRR.Parts *Warehouse Code:* MAIN	0.50000 /1	0.50
4	PVC pipe 25mm PVC pipe 25mm		5.0000 EA *PO Number:* IRR.Parts *Warehouse Code:* MAIN	5.25000 /1	26.25
5	PVC non-return valve 25mm PVC non-return valve 25mm		1.0000 EA *PO Number:* IRR.Parts *Warehouse Code:* MAIN	16.44000 /1	16.44
6	PVC non-return valve 25mm FKM PVC non-return valve 25mm FKM for acid		1.0000 EA *PO Number:* IRR.Parts *Warehouse Code:* MAIN	28.49000 /1	28.49
7	PVC flowmeter 25mm, cap. 0,5 - PVC flowmeter 25mm, cap. 0,5 - 2,0 m3/hour		1.0000 EA *PO Number:* IRR.Parts *Warehouse Code:* MAIN	141.68000 /1	141.68
8	Elec. valve ¾", brand ASCO, Elec. valve ¾", brand ASCO, stainless steel		1.0000 EA *PO Number:* IRR.Parts *Warehouse Code:* MAIN	331.97000 /1	331.97
9	PVC adaptor 25/32 x ¾" PN16 PVC adaptor 25/32 x ¾" PN16		2.0000 EA *PO Number:* IRR.Parts	1.10000 /1	2.20

ARForm001.00

KC

Thermo Energy Systems Inc.
2035 Spinks Drive
Kingsville ON N9Y 2E5
Canada

Phone: 519-322-0388
Fax: 519-322-0389

INVOICE

Invoice: 14002

Date: 22/03/2018

Warehouse Code: MAIN

10	PVC union 32mm PVC union 32mm	2.0000 EA	6.98000 /1	13.96

PO Number: IRR.Parts
Warehouse Code: MAIN

Miscellaneous Charges

Description	Amount
10.) Freight	161.45

Total: 736.44 *USD*

Invoice Schedule

	Due Date	Amount
1	22/03/2018	736.44
	Total	736.44

E-MAILED March 23/18

KC

Thermo Energy Systems Inc.
2035 Spinks Drive
Kingsville ON N9Y 2E5
Canada

HST # 82830 4543 RT0001

Phone: 519-322-0388
Fax: 519-322-0389

INVOICE

Invoice: 14202

Page: 1 of 1
Date: 7/26/2018

Sold To:

Golden Fresh USD
102 Progress Drive
Wapakoneta OHIO 45895
USA

Ship To:

Golden Fresh USD
102 Progress Drive
Wapakoneta OHIO 45895
USA

PO Number:
Sales Rep: House Account
Packing Slip: 1884

Terms: Standard Terms &
Ordered: 6/7/2018

Ship Via: Best Way
Ship Date: 7/4/2018

Legal Number: 14202

Line	Item/Part Number	Description	Revision	Quantity	Unit Price	Ext Price
1		Repair Speed Door		1.0000 EA	1,035.00000 /1	1,035.00

Repair Speed Door - Rollup door between the greenhouse and irriation area. Employee hooked cord with forklift.

Warehouse Code: MAIN

Payment Schedule		
Due	Date	Amount
1	7/26/2018	1,035.00
	Total	1,035.00

Total: 1,035.00 *USD*

ARForm001:00

KC

CIBC

038 9177

2016-04-20

1-1
210

OLINDO MASTRONARDI

07782 LEAMINGTON BANKING CENTRE
LEAMINGTON, ONT

DATE Y/A M/M D/J

NAME OF REMITTER / DONNEUR D'ORDRE

TRANSIT NO.
N° D'IDENTIFICATION

BRANCH
CENTRE BANCAIRE

PAY TO THE ORDER OF
PAYEZ À L'ORDRE DE

THERMAL ENERGY SYSTEM**********

$*****1,000,000.00

THE SUM OF
LA SOMME DE

**********ONE MILLION

UNITED STATES DOLLARS
DOLLARS DES ÉTATS-UNIS

USD

FOR CANADIAN IMPERIAL BANK OF COMMERCE
POUR LA BANQUE CANADIENNE IMPÉRIALE DE COMMERCE

TO
TIRÉ:

THE BANK OF NEW YORK
48 WALL STREET
NEW YORK, N.Y.
USA 10286

ANTILLES / AUTOR
03587

AUTHORIZED SIGNATURE / SIGNATURE AUTORISÉE

COUNTERSIGNED / CONTRESIGNÉ

[redacted]

KC

GOLDEN ACRE FARMS INC.
1461 ROAD 2 E.
KINGSVILLE, ONTARIO N9Y 2E5
Tel: (519) 324-0624

0150

DATE 2016-04-25
Y Y Y Y M M D D

U.S. DOLLAR ACCOUNT

PAY to the order of Thermo Energy Systems Inc. $500,000.00

— Five hundred thousand — XX/100 DOLLARS U.S. FUNDS

CIBC CANADIAN IMPERIAL BANK OF COMMERCE
69 ERIE ST. S.
LEAMINGTON, ONTARIO N8H 3B2 07782-010

GOLDEN ACRE FARMS INC.

RE DEPOSIT ON GFF

PER

[redacted]

45

CIBC

038 9167

1-1
210

2016-04-25

DATE Y/A M/M D/J

OLINDO MASTROMARDI 07782 LEAMINGTON BANKING CENTRE
LEAMINGTON, ONT

NAME OF REMITTER / DONNEUR D'ORDRE TRANSIT NO. N° D'IDENTIFICATION BRANCH CENTRE BANCAIRE

PAY TO THE ORDER OF / PAYEZ À L'ORDRE DE THERMAL ENERGY SYSTEM********** $*******580,000.00

THE SUM OF / LA SOMME DE **********FIVE HUNDRED EIGHTY THOUSAND

UNITED STATES DOLLARS / DOLLARS DES ÉTATS-UNIS USD

FOR CANADIAN IMPERIAL BANK OF COMMERCE
POUR LA BANQUE CANADIENNE IMPÉRIALE DE COMMERCE

TO / TIRÉ: THE BANK OF NEW YORK
48 WALL STREET
NEW YORK, N.Y.
USA 10286

0520

AUTHORIZED SIGNATURE / SIGNATURE AUTORISÉE

COUNTERSIGNED / CONTRESIGNÉ

[redacted]

CHER ICI

KC

617885 ONTARIO LTD.
(O/A JEM FARMS)

Please Detach Before Cashing

000058

Thermo Energy Systems Inc. 04/25/2016 58

DEPOSIT2016..... 500,000.00

Total 500,000.00

KC

517885 ONTARIO LTD.
(O/A JEM FARMS)
Thermo Energy Systems Inc.

Please Detach Before Cashing

05/02/2016

61

000061

DEP2016MAY..... 710,000.00

Total 710,000.00

KC

0151

GOLDEN ACRE FARMS INC.
1451 ROAD 2 E.
KINGSVILLE, ONTARIO N9Y 2E5
Tel: (519) 324-0624

DATE 2016-05-02
Y Y Y Y M M D D

U.S. DOLLAR ACCOUNT

PAY to the order of Thermo Energy Systems Inc. $ 710,000.00

Seven hundred ten thousand XX/100 DOLLARS U.S. FUNDS

CIBC CANADIAN IMPERIAL BANK OF COMMERCE
69 ERIE ST. S.
LEAMINGTON, ONTARIO N8H 3B2 07782-010

GOLDEN ACRE FARMS INC.

RE Greenhouse OHIO

PER

[redacted]

45

KC

[redacted]

ROYAL BANK OF CANADA
P.O. BOX 4047 TERMINAL A
TORONTO ON M5W 1L5

Business Account Statement

U.S. Funds

May 31, 2016 to June 30, 2016

RBBCA30000_1121684.E 0 00642 00691
THERMO ENERGY SYSTEMS INC.
2035 SPINKS DR
KINGSVILLE ON N9Y 2E5

Account number: [redacted]

How to reach us:
Please contact your RBC Banking representative or call
1-800-Royal®2-0
(1-800-769-2520)
www.rbcroyalbank.com/business

Account Summary for this Period

Business Current Account

Royal Bank of Canada
35 TALBOT ST W, LEAMINGTON, ON N8H 1M3

06 Jun	Funds transfer credit TT FIRST AMERIC	2,779,535.70

KC

Account Activity Details - continued

Date	Description	Cheques & Debits ($)	Deposits & Credits ($)	Balance ($)
14 Oct	Funds transfer credit TT FIRST AMERIC		3,865,076.30	

KC

Karen Collard

From: ALVAREZ, HELEN <Helen.Alvarez@bmo.com>
Sent: November-30-16 2:21 PM
To: Louis Chibante
Cc: Karen Collard; Paul Mastronardi; Kozlowski, Cameron
Subject: RE: Golden Fresh Farms - Update on Progress Draw # 2. -- FUNDING NOW

We are funding now.

$3,393,389.10
$ 891,825.80
$4,285,214.90

Here's the breakdown of the funds:

- Total draw for today: $ 4,828,979.50.
- $ 4,285,214.90 is now being wired to Titles Office. These funds will be wired by Titles Office to Thermo Energy.
- $ 543,764.60 will be deposited to the account of Golden Fresh Farms which it will use to pay Golden Acre Farms that advanced the payment of the soft costs pertaining to the greenhouse.

POSTED

Fyi.

Helen Alvarez - Hernandez | Director
BMO Bank of Montreal | **Corporate Finance Division** - *Diversified Industries & Crossborder Banking*
First Canadian Place | 100 King Street W. | 18th Floor | Toronto | Ontario | M5X 1A1
Tel: 416.867.3462 | Cell ph: 647.539.3095 | Fax: 416.864.6534 | Email: helen.alvarez@bmo.com

From: Louis Chibante [mailto:louis@goldenacrefarms.ca]
Sent: November-30-16 10:11 AM
To: ALVAREZ, HELEN
Cc: Karen Collard; Paul Mastronardi; Kozlowski, Cameron
Subject: Re: Golden Fresh Farms - Update on Progress Draw # 2.

Ok great thx

Sent from my iPhone

On Nov 30, 2016, at 10:10 AM, ALVAREZ, HELEN <Helen.Alvarez@bmo.com> wrote:

> Here an update on our funding as of this morning ...
>
> I was informed by the bank's legal counsel that the US agent expects to deliver the search results sometime late afternoon today.
>
> We are not sure what time this will be sent to us. If it comes early enough, we should be able to disburse by end of day today or by Thursday morning, at the latest.
>
> **Helen Alvarez - Hernandez** | Director
> **BMO Bank of Montreal** | **Corporate Finance Division** - *Diversified Industries & Crossborder Banking*
> First Canadian Place | 100 King Street W. | 18th Floor | Toronto | Ontario | M5X 1A1
> Tel: 416.867.3462 | Cell ph: 647.539.3095 | Fax: 416.864.6534 | Email: helen.alvarez@bmo.com

KC

[redacted]

ROYAL BANK OF CANADA
P.O. BOX 4047 TERMINAL A
TORONTO ON M5W 1L6

Business Account Statement

U.S. Funds

December 30, 2016 to January 31, 2017

RBDDA30000_8350821 E 0 0642 00062
THERMO ENERGY SYSTEMS INC.
2035 SPINKS DR
KINGSVILLE ON N9Y 2E5

Account number: [redacted]

How to reach us:
Please contact your RBC Banking representative or call
1-800-Royal*2-0
(1-800-769-2520)
www.rbcroyalbank.com/business

Account Summary for this Period

Business Current Account

Royal Bank of Canada
35 TALBOT ST W, LEAMINGTON, ON N8H 1M3

06 Jan	Funds transfer credit TT FIRST AMERIC		2,747,356.50

KC

[redacted]

Business Account Statement
U.S. Funds

February 28, 2017 to March 31, 2017
Account number [redacted]

Account Activity Details - continued

Date	Description			Cheques & Debits ($)	Deposits & Credits ($)	Balance ($)
10 Mar	Royal Foreign Exchange withdrawal Reference [redacted]			413,105.00		327,436.50
14 Mar	BR TO BR - [redacted]				248,954.50	
	Cheque Serial #	1,200.00 2311	1,235.00 2319	5,000.00 2302		
	Cheque Serial #	29,499.30 2310				534,456.70
15 Mar	Royal Foreign Exchange withdrawal Reference [redacted]			321,900.00		
	Cheque Serial #	456.29 2283	18,894.29 2314	34,453.78 2315		158,752.34
16 Mar	Funds transfer credit TT FIRST AMERIC				700,000.00	858,752.34
17 Mar	Funds transfer KURT E. FREYTAG			49,955.00		
	Funds transfer AREA ENERGY AND			98,228.00		
	Funds transfer EVERGREEN GREEH			110,285.00		
	Funds transfer MARKER INDUSTRI			157,313.00		
	Misc Payment RBC CREDIT CARD			15,000.00		427,971.34
20 Mar	Cheque Serial #	191,345.55 2312				236,625.79
24 Mar	Deposit 0173				29,395.00	266,020.79
27 Mar	Deposit 0174				4,751.66	270,772.45
28 Mar	Cheque Serial #	13,467.65 2322				257,304.80
30 Mar	Royal Foreign Exchange withdrawal Reference [redacted]			35,931.20		
	Misc Payment RBC CREDIT CARD			2,867.10		
	Cheque Serial #	1,525.00 2318				216,981.50
31 Mar	Cheque Serial #	30,000.00 2313				186,981.50
	Closing balance					186,981.50

Deposit interest earned: $133.20

Account fees: $399.83

KC

GOLDEN FRESH FARMS ENTERPRISES, LP Please Detach Before Cashing

000002

Thermo Energy Systems Inc. 07/12/16 2

13113..... 693,642.20

Total 693,642.20

KC

GOLDEN FRESH FARMS ENTERPRISES, LP Please Detach Before Cashing

000017

Thermo Energy Systems Inc. 09/22/16 17

13113..... 390,009.25

13198

Total 390,009.25

KC

GOLDEN FRESH FARMS ENTERPRISES, LP Please Detach Before Cashing

000138

Thermo Energy Systems Inc.	03/08/17	138

13113..... 897,783.55

Total	897,783.55

$ 891,825.80
$ 5957.75

$ 897,783.55

KC

GOLDEN FRESH FARMS ENTERPRISES, LP Please Detach Before Cashing

000036

Thermo Energy Systems Inc. 11/30/16 36

[redacted]233..... 374,441.50

Total 374,441.50



[redacted]

RBC

Business Account Statement
U.S. Funds

April 28, 2017 to May 31, 2017
Account number: [redacted]

Account Activity Details - continued

15 May	Deposit	0053		723,231.62 ✓

* 644,779.62
* 78,452.00

* 723,231.62

KC

RBC Royal Bank

DEPOSIT SLIP
U.S. DOLLAR CURRENT ACCOUNT

DATE: 15 05 17

LIST OF CHEQUES

Golden Fresh
Golden Fresh

CHEQUES TOTAL
CAN CASH TOTAL
CAN CHEQUES TOTAL

US CASH TOTAL
CHEQUES TOTAL
RATE
RATE

CREDIT ACCOUNT OF

THERMO ENERGY SYSTEMS INC.

TOTAL # OF CHEQUES: 2

TOTAL $ 723,231 62

Transit No. — Institution No. — Account No.

[redacted]

KC

Thermo Energy Systems Inc. 05/12/17 205

Quote050416	714,908.10	13251A	150,000.00
13147	115,000.00 ✓	13251B	-85,000.00
13308	12,462.20 ✓	13251C	-560,000.00
13251	116,462.00 ✓		
13252	102,756.04 ✓		
13253	16,500.00 ✓		
13313	8,923.28 ✓		
13314	7,500.00 ✓		
13248	430,000.00		
13318	7,268.00		
13250CR	-92,000.00 ✓		
13251Cr	-320,000.00 ✓		

Total 644,779.62

KC

GOLDEN FRESH FARMS ENTERPRISES, LP

000191

Thermo Energy Systems Inc. 05/04/17 191

Quote050416..... 32,452.00
13312..... 46,000.00 ✓

To pay for Area Energy Invoice
Paid by Thermo Energy

Total 78,452.00

KC

[redacted]

RBC

Business Account Statement
U.S. Funds

May 31, 2017 to June 30, 2017

Account number: [redacted]

Account Activity Details - continued

Date	Description	Cheques & Debits ($)	Deposits & Credits ($)	Balance ($)
	Funds transfer credit TT FIRST AMERIC		179,308.91 ✓	

KC

GOLDEN FRESH FARMS ENTERPRISES, LP

Please Detach Before Cashing

000354

Thermo Energy Systems Inc.

09/11/17

354

Quote050416	520,691.09
13436	146,834.90
13577	166,492.01
13315/13385	10,580.00
13319/13387	55,000.00
13113 - Adj	400.00
13308-jan 2017	2.00

Total 900,000.00

KC

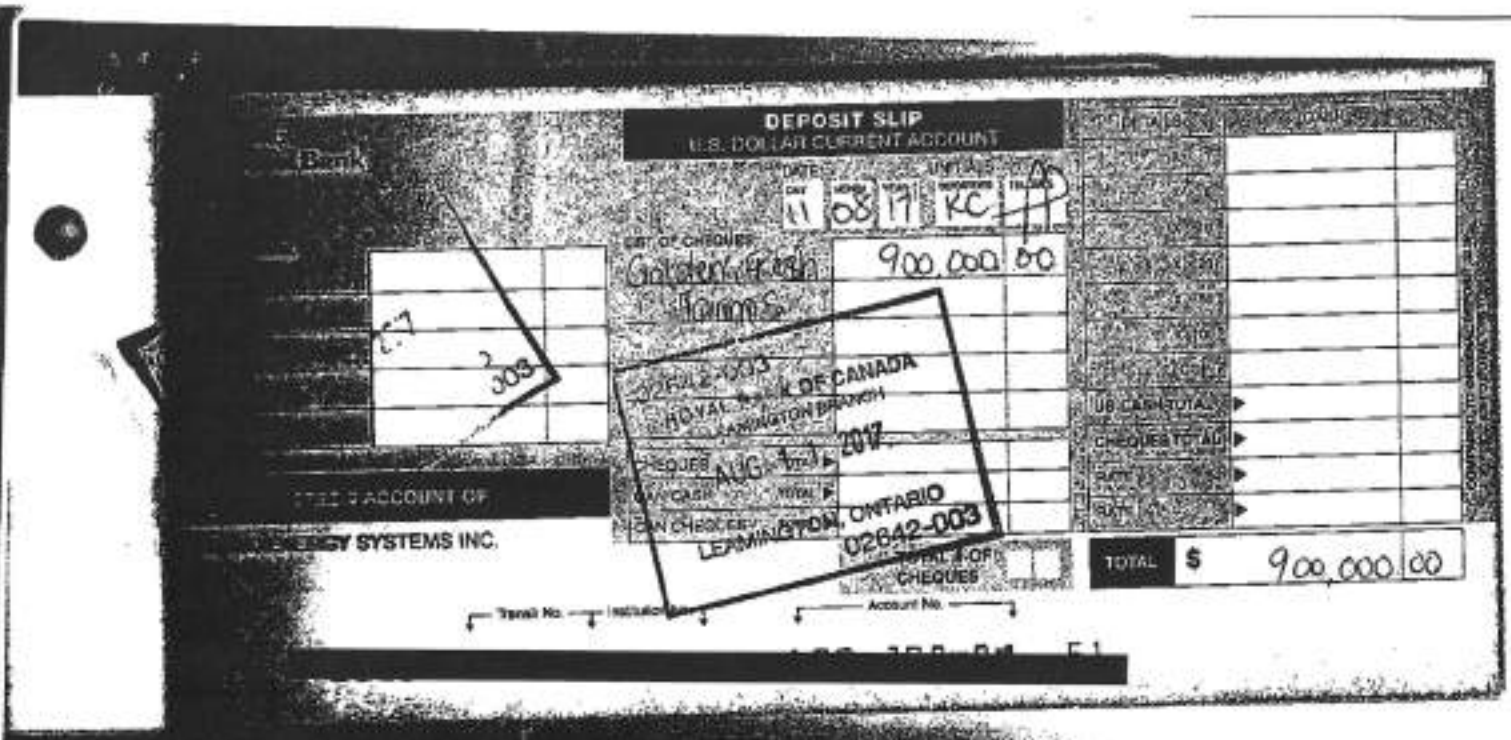
DEPOSIT SLIP
U.S. DOLLAR CURRENT ACCOUNT
Bank
DATE
DAY 11
MONTH 08
YEAR 17
INITIALS KC
CAT. OF CHEQUES
900,000 00
ROYAL BANK OF CANADA
LEAMINGTON BRANCH
02642-003
2017
AUG
LEAMINGTON, ONTARIO
02642-003
TOTAL # OF CHEQUES
US CASH TOTAL
CHEQUES TOTAL
TOTAL $ 900,000 00
ACCOUNT OF
SYSTEMS INC.
Transit No.
Account No.

KC